



UK

illuminati Lighting UK Ltd
Unit 12 Tattersall Way
Chelmsford
Essex
CM1 3UB
T: 01245 355507
Sales@illuminati-lighting.co.uk
www.illuminati-lighting.co.uk

Italia

illuminati Lighting SRL
31038
Paese (Treviso)
Italy
T: +39 0422 950921
Fax: +39 0422 457064
Info@illuminati-lighting.it
www.illuminati-lighting.it

2019/20

illuminati

illuminati

INNOVATION & CRAFTSMANSHIP IN LIGHTING

2019/20

IN THE UK & ITALY

UK: ILLUMINATI LIGHTING UK LTD

Committed to their customers, the experienced Illuminati team are uncompromising about pursuing the best value for their clients. Current members of the Lighting Industry Association (LIA) Illuminati are proud to supply leading UK retail brands both multiples and independents. Their luxury and bespoke lighting projects bring both style and elegance to the places they are specified within. Their capabilities push the boundaries of LED technology while relying on the skilful nature of their artisans.

Carol Forshaw
Operations Manager
Sales & New accounts:
Sales@illuminati-lighting.co.uk

Kira Small
Sales & Marketing Administrator
General Enquiries:
Admin@illuminati-lighting.co.uk
Orders: Orders@illuminati-lighting.co.uk

Suzanne Jilks
Accounts
Accounts@illuminati-lighting.co.uk

Joyce Huang
Company Manager
Joyce@illuminati-lighting.co.uk

Paul Carter
General Manager
Paul@illuminati-lighting.co.uk

Chris Henton
Sales Executive Midlands
Chris@illuminati-lighting.co.uk

Nick Young
Southern Sales Executive
Nick@lighting-agency.co.uk

Graham Dixon
Scottish & Irish Sales Executive
Gdixon@dxn.org.uk

UK: Illuminati Lighting UK Ltd
Unit 12 Tattersall Way
Chelmsford
Essex
CM1 3UB

T: 01245 355507
Sales@illuminati-lighting.co.uk
www.illuminati-lighting.co.uk

ITALIA: ILLUMINATI LIGHTING SRL

Incaricato dai propri clienti, l'esperto team Illuminati è imprescindibile circa il raggiungimento della massima soddisfazione per la propria clientela. Illuminati fa parte dell'Associazione Industriale dell'Illuminazione (LIA) che con prestigio supporta i migliori marchi presenti sul mercato inglese ed Italiano. L'eleganza e la sartorialità dei progetti illuminotecnici si distinguono nelle realizzazioni per stile e ricercatezza. Le nostre conoscenze ci spingono ai confini della tecnologia led, in tutti i progetti speciali realizzati dai nostri ingegneri.

Cinzia Wei
General Manager
Cinzia@illuminati-lighting.it

Castana Vincenzo
Sales Manager
Sales@illuminati-lighting.it

Andrea Sonogo
Administrator
Export@illuminati-lighting.it

Italia: Illuminati Lighting SRL
31038
Paese (Treviso)
Italy

T: +39 0422 950921
Fax: +39 0422 457064
Info@illuminati-lighting.it



INNOVATION & CRAFTSMANSHIP IN LIGHTING

EN: Illuminati are celebrated by interiors designers, architects and retailers the world over. The design team continues to develop a collection of lighting that combines the finest materials with skill and superior craftsmanship. Working with leading interior designers, their collections of pendant, table, wall and floor lamps can be found in some of the world's finest commercial and residential interiors. Their bespoke lighting design service offers interior designers, architects and private clients the ability to achieve stunning results.

IT: Illuminati è stimata da interiors designers, architetti e retail specializzato, in tutto il mondo e l'ufficio stile design continua a sviluppare collezioni di lampade che combinano abilmente materiali di pregio e tecnologia. Lavorando con i principali interior designer, le collezioni di lampadari, lampade da tavolo, terra e parete, si possono ritrovare in alcuni dei più importanti progetti di interni commerciali e residenziali. Il servizio di illuminazione custom offre, ad interiors designers, architetti e privati, il raggiungimento di risultati straordinari.



DESIGN

EN: Passionate about creating unique contemporary objects that last, their broad team of international designers bring imagination and flair to their collections and bespoke projects. Knowledge and creativity are the foundation of both their new collections and unique commissions. Employing highly skilled British and Italian designers, Illuminati designs simultaneously subtle and attention-grabbing lighting for discerning retailers and bespoke pieces for a prestigious address around the world. The scale and structure of these one-of-a-kind, site-specific pieces demonstrate their understanding of technology and design.

IT: È la passione per creare oggetti unici e contemporanei; il nostro grande team di designers internazionali porta immaginazione e spunti per le nostre collezioni ed i progetti custom. Conoscenza e creatività sono le basi sia delle nuove collezioni che della nostra missione. Sfruttando la grande esperienza dei designer inglesi ed italiani, Illuminati progetta, con grande attenzione per la soddisfazione della clientela, oggetti di design per prestigiosi location in tutto il mondo. La professionalità di questi specifici progetti dedicati, dimostrano la nostra capacità tecnologica e di design.

CRAFTSMANSHIP / ARTIGIANALE

EN: Summed up in the words 'lighting to enrich life' every Illuminati product is grounded in an uncompromising product philosophy of fine workmanship, diligence and innovation. Exceptional craftsmanship has long been a prerequisite for luxury products, all their lighting collections are handmade and beautifully crafted, from the sculptural lines of the glass and crystal work to the polished sheen of the metalwork. Luxury is their promise, affordability is their pledge.

IT: Ricapitolando nelle parole: " la luce arricchisce la vita "tutti i prodotti Illuminati sono basati sui principi intransigenti di qualità, cura dei particolari ed innovazione. Le eccezionali competenze sono estremamente necessarie per i prodotti di lusso; tutte le nostre collezioni sono fatte a mano e curate con perizia, dalle linee eleganti del vetro e dei cristalli, alle lucidature a specchio delle cromature. la qualità delle nostre collezioni è una garanzia di durata nel tempo.





INDEX / INDICE

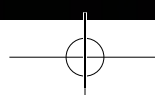
EN: Whilst adding new pieces to established collections, Illuminati is committed to increase the size of the catalogue by also including newly designed collections. 2019 now see's an inclusion of our Italian sister companies products.

IT: Con l'aggiunta di nuovi articoli, Illuminati si impegna a incrementare l'offerta nel nuovo catalogo, includendo anche i nuovi prodotti di design 2019 assieme ai prodotti UK.



" INNOVATION IS ABOUT
TRANSFORMING THE FAMILIAR
INTO THE EXTRAORDINARY. "


200	Aisha	262	Milano
218	Akasha	150	Mio
160	Atomo	16	Molecular
376	Bespoke & Projects	318	Molecule
258	Bouquet	276	Oberon
178	Cerchio	252	Olivio
124	Chalice	340	Ophelia
308	Chanel	88	Pallon
302	Colosseo	226	Peruzzi
214	Concentric	346	Portable Lamps & Shades
242	Crystal Bar	174	Quartz
234	Crystalline	96	Shard
206	Crystal Ring	262	Sfera
160	Eclipse	360	Silver
314	Fantasy	246	Star
186	Favola	262	Strass
192	Glacier	324	Swan
270	Glass Pendants	178	Tiffany
110	Golden Egg	110	Terrene
362	In and Out	286	Tua
374	IP44 Bathroom	58	Tubular
142	Jewel	132	Venus
324	Meta Swan	356	Wall
294	Milan	372	Wall Light Collection





MOLECULAR 16

A modular system limited only by your imagination finished in matt black and gold. We have created various design set-up options, however this collection of Molecular components can be customised to customers unique designs.



TUBULAR 58

A modular system limited only by your imagination finished in matt black or gold. We have created various design set-up options, however this collection of Tubular components can be customised to customers unique designs.



PALLON 88

A sophisticated collection of opaque hand blown globes, suspended by a contemporary design, finished in Satin Nickel and gold.



SHARD 96

A collection of exquisite organic crystal shards finished in Chrome and gold



MIO 150

Clear and grey glass spheres, the clear glass is infused with diamond dust effect. Finished in Chrome and Bronze



ECLIPSE / ATOMO 160

A glamorous collection of spherical design, complemented by crushed crystal diffusers finished in Chrome and copper



QUARTZ 174

A unique, contemporary inspired design, combining polished chrome with crushed crystals




CERCHIO / TIFFANY 178

A contemporary Collection with a touch of glamour



TERRENE/GOLDEN EGG 110

A contemporary collection complete with organic bubbles infused within pressed glass, dual light source and finished in chrome with clear and gold with champagne bubble glass



CHALICE 124

A retro inspired, yet contemporary designed collection finished in polished



VENUS 132

Elegantly hand crafted molten glass formed into tube diffusers, finished in Champaign or multi colour translucent



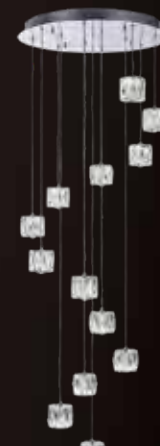
JEWEL 142

An elegant and contemporary collection, finished in chrome complemented by a diamond dust effect diffuser



FAVOLA 186

An opulent combination of crushed crystals and K9 faceted cut crystals



GLACIER 192

A prestigious cut crystal collection finished in polished chrome



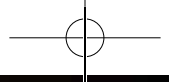
AISHA 200

A luxurious collection of finely cut crystals mounted to polished chrome frames, adjustable for height



CRYSTAL RING 206

A statement and aspirational collection, combining elegant cut crystal with polished chrome



CONCENTRIC 214

A contemporary statement piece that brings Aspiration, Luxury and grandeur to its environment



AKASHA 218

A Sophisticated collection of clear crystal pendants finished in bronze and satin nickel, adjustable



PERUZZI 226

Large heavily faceted crystals mounted in a champagne gold and satin nickel frame with dual source lighting



CRYSTALLINE 234

A Sophisticated collection of clear crystal pendants finished in bronze and satin nickel, adjustable



MILANO / SFERA 262

Polished chrome hand crafted frames dressed with opulent cut crystals



GLASS PENDANTS 270

4 industrial chic suspended pendants finished in satin nickel and antique brass




OBERON 276

A Modern design in 4 finish options, clear glass, Transparent chrome, copper and Mutli-colour



TUA 286

A collection of contemporary design led pendants and wall lights finished in black, white, satin gold and satin nickel



CRYSTAL BAR 242

An opulent lighting effect adding luxury to any environment



STAR 246

Polished chrome hand crafted frames dressed with opulent cut crystals



OLIVIO 252

Polished chrome hand crafted frames dressed with opulent cut crystals



BOUQUET 256

A 23 light adjustable pendant dressed with opulent cut crystals, finished in Chrome and gold adjustable for height



MILAN 294

An minimalist and contemporary collection with white diffusers



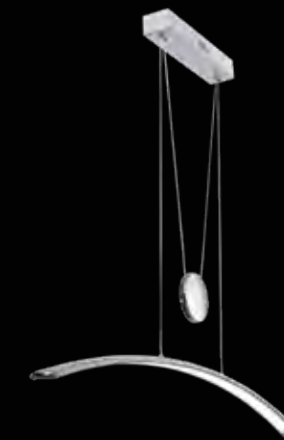
COLOSSEO 302

3 tiers of contemporary silver, matt white and matt gold finishes illuminated through an opaque diffuser



CHANEL 308

3 tiers of contemporary silver, matt white and matt gold finishes illuminated through an opaque diffuser



FANTASY 314

A modern linear bar adjustable by counter balance weight



MOLECULE 318

A contemporary Molecular design with bubble infused diffusers adjustable for height



SWAN 324

An award winning design, elegantly hand crafted available in polished chrome, white and champagne golds



OPHELIA 340

A Modern version of a classic chandelier, cut crystal, polished chrome and pleated lined shades



IN & OUT 362

A collection of design led contemporary wall lights suitable for indoor or outdoor use



WALL LIGHTS 372

A collection of wall lights offering style, prestige and elegance



IP44 BATHROOM 374

A collection of Bathroom Lighting IP44 rated



ALL PORTABLE 346

A stunning collection of all of Illuminati's table lamps, floor lamps and shades



WALL 356

A variety of various wall lights with a sophisticated and minimalist design



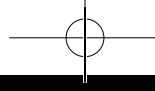
SILVER 360

2 elegant wall lights finished in silver and white



BESPOKE & PROJECT 376

Illuminati offers a bespoke and project service, more detail found in this section



INTRODUCING
MODULAR
A NEW CONCEPT IN LIGHTING

INFINITE POSSIBILITIES

A Modular system that puts lighting design into your hands. Limited only by your imagination. We have developed two distinctive styles MOLECULAR & TUBULAR, both can be configured to fit small intimate areas or cover huge expanses, you can build up any number of lights in any conceivable shape in any room or space.

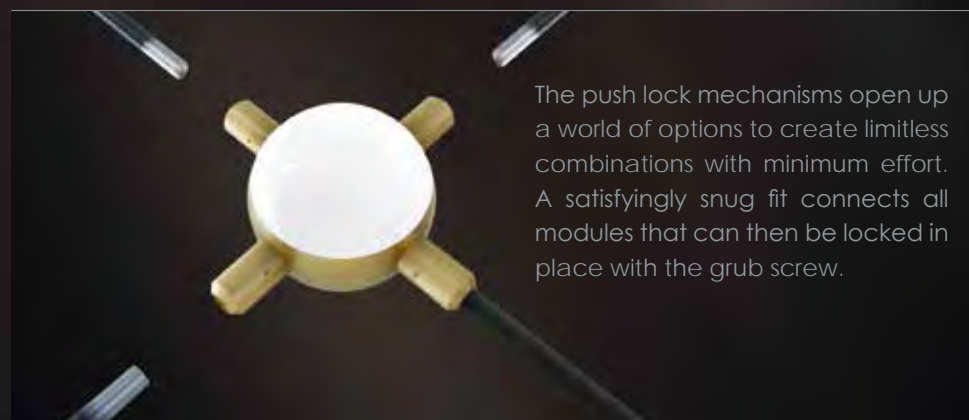
The simple push lock mechanism transitions power from module to module with no need for extra power cables. These low voltage lights are made from a lightweight aviation grade aluminium and stainless steel, allowing the most ambitious installations to hover effortlessly with minimum suspension points.






INTRODUCING
M O L E C U L A R
 MODULAR LIGHTING SYSTEM

Molecular is a contemporary globe and rod system that utilises Illuminati's Modular technology to give limitless options. Quality has been designed into every aspect of the system. The globes are cast in aluminium and the unique polymer based lenses filter the light creating a beautifully defused glow and further control is added with all ceiling lights being dimmable. Available as pendants, wall lights, floor lamps and table lamps.



The push lock mechanisms open up a world of options to create limitless combinations with minimum effort. A satisfyingly snug fit connects all modules that can then be locked in place with the grub screw.



EVERYTHING YOU'LL NEED...



Ceiling, Wall & Lamp Power Base Units

Speak to our sales advisors about bespoke solutions or please see our pre-configured kits on the following pages.



90°, 180°, 45° Globes



Stop Ends




Connector Rods

MOLECULAR FLUSH 8 LIGHT KITS


The 8 light system is a simple kit perfect for small to medium size rooms, or use multiples for larger spaces. Offering versatility in design set up with a good light output that can also be dimmed. Each globe has dual source lighting through two opaque lenses, projecting the light up and down.

SUGGESTED SET - UPS


We have created various set ups for the 8 light Molecular flush kits. When you decide on your preferred number of lights and place your order, you will receive instructions for the light selected and for the other set up's using the same number of lights to get you up and running straight off the bat.



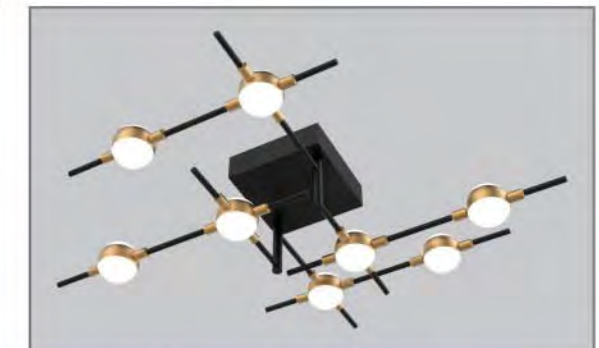
MX18001067-8BBG
Molecular 8Lt Ceiling Black with Gold Model B
LED 19.2W 1536LM Dimmable
L61 W52 H14cm



MX18001067-8CBG
Molecular 8Lt Ceiling Black with Gold Model C
LED 19.2W 1536LM Dimmable
L85 W28 H14cm



MX18001067-8DBG
Molecular 8Lt Ceiling Black with Gold Model D
LED 19.2W 1536LM Dimmable
L52 W42 H14cm



MX18001067-8EBG
Molecular 8Lt Ceiling Black with Gold Model E
LED 19.2W 1536LM Dimmable
L61 W52 H14cm



MX18001067-8FBG
Molecular 8Lt Ceiling Black with Gold Model F
LED 19.2W 1536LM Dimmable
L61 W52 H14cm

BESPOKE OPTIONS ARE AVAILABLE
LIMITED ONLY BY YOUR
IMAGINATION

MOLECULAR FLUSH 10 LIGHT KITS


The 10 light system is a simple kit perfect for medium to large size rooms, or use multiples for larger spaces. Offering versatility in design set up with a good light output that can also be dimmed. Each globe has dual source lighting through two opaque lenses, projecting the light up and down.

SUGGESTED SET - UPS

We have created various set ups for the 10 light Molecular flush kits. When you decide on your preferred number of lights and place your order, you will receive instructions for the light selected and for the other set up's using the same number of lights to get you up and running straight off the bat.



MX18001067-10ABG
Molecular 10Lt Ceiling Black with Gold Model A
LED 24W 1920LM Dimmable
L61 W52 H14cm



MX18001067-10BBG
Molecular 10Lt Ceiling Black with Gold Model B
LED 24W 1920LM Dimmable
L61 W52 H14cm



MX18001067-10CBG
Molecular 10Lt Ceiling Black with Gold Model C
LED 24W 1920LM Dimmable
L63 W62 H14cm



MX18001067-10DBG
Molecular 10Lt Ceiling Black with Gold Model D
LED 24W 1920LM Dimmable
L85 W52 H14cm



MX18001067-10EBG
Molecular 10Lt Ceiling Black with Gold Model E
LED 24W 1920LM Dimmable
L85 W42 H14cm


**BESPOKE OPTIONS ARE AVAILABLE
LIMITED ONLY BY YOUR
IMAGINATION**

MOLECULAR FLUSH 16 LIGHT KITS


The 16 light system is a simple kit perfect for medium to large size rooms, or use multiples for larger spaces. Offering versatility in design set up with a good light output that can also be dimmed. Each globe has dual source lighting through two opaque lenses, projecting the light up and down.

SUGGESTED SET - UPS


We have created various set ups for the 16 light Molecular flush kits. When you decide on your preferred number of lights and place your order, you will receive instructions for the light selected and for the other set up's using the same number of lights to get you up and running straight off the bat.




MX18001067-16ABG
Molecular 16Lt Ceiling Model A
LED 38.4W 3072LM Dimmable
L83 W78 H14cm




MX18001067-16BBG
Molecular 16Lt Ceiling Model B
LED 38.4W 3072LM Dimmable
L78 W68 H14cm



MX18001067-16CBG
Molecular 16Lt Ceiling Model C
LED 38.4W 3072LM Dimmable
L99 W68 H14cm



MX18001067-16DBG
Molecular 16Lt Ceiling Model D
LED 38.4W 3072LM Dimmable
L109 W58 H14cm



MX18001067-16EBG
Molecular 16Lt Ceiling Model E
LED 38.4W 3072LM Dimmable
L83 W78 H14cm

BESPOKE OPTIONS ARE AVAILABLE
LIMITED ONLY BY YOUR
IMAGINATION

MOLECULAR FLUSH 20 LIGHT KITS


The 20 light system is a simple kit perfect for medium to large size rooms, or use multiples for larger spaces. Offering versatility in design set up with a good light output that can also be dimmed. Each globe has dual source lighting through two opaque lenses, projecting the light up and down.

SUGGESTED SET - UPS


We have created various set ups for the 20 light Molecular flush kits. When you decide on your preferred number of lights and place your order, you will receive instructions for the light selected and for the other set up's using the same number of lights to get you up and running straight off the bat.




MX18001067-20ABG
Molecular 20Lt Ceiling Model A
LED 48W 3840LM Dimmable
L99 W68 H14cm




MX18001067-20BBG
Molecular 20Lt Ceiling Model B
LED 48W 3840LM Dimmable
L83 W78 H14cm



MX18001067-20CBG
Molecular 20Lt Ceiling Model C
LED 48W 3840LM Dimmable
L109 W78 H14cm



MX18001067-20DBG
Molecular 20Lt Ceiling Model D
LED 48W 3840LM Dimmable
L99 W83 H14cm



MX18001067-20EBG
Molecular 20Lt Ceiling Model E
LED 48W 3840LM Dimmable
L119 W83 H14cm

BESPOKE OPTIONS ARE AVAILABLE
LIMITED ONLY BY YOUR
IMAGINATION

MOLECULAR PENDANT 6 LIGHT KIT

The 6 light system is a simple kit perfect for small to medium size rooms, or use multiples for larger spaces. Offering versatility in design set up with a good light output that can also be dimmed. Each globe has dual source lighting through two opaque lenses, projecting the light up and down. Fully adjustable for height, so are suitable for lower and higher ceilings.

SUGGESTED SET - UPS

We have created various set ups for the 6 light Molecular pendant kit. When you decide on your preferred number of lights and place your order, you will receive instructions for the light selected and in some configurations you will also receive instructions for other variants using the same number of lights to get you up and running straight off the bat.

In order to be able to construct all of the 6 light set up's featured you would need to order MD18001067-6DBG



MD18001067-6ABG
Molecular 6Lt Pendant Black with Gold Model A
LED 14.4W 1152LM Dimmable
L58 W31 H5cm Max Drop 1.5m Adjustable



MD18001067-6BBG
Molecular 6Lt Pendant Black with Gold Model B
LED 14.4W 1152LM Dimmable
L78 W31 H5cm Max Drop 1.5m Adjustable



MD18001067-6CBG
Molecular 6Lt Pendant Black with Gold Model C
LED 14.4W 1152LM Dimmable
L119 W18 H5cm Max Drop 1.5m Adjustable



MD18001067-6DBG
Molecular 6Lt Pendant Black with Gold Model D
LED 14.4W 1152LM Dimmable
L84 W28 H5cm Max Drop 1.5m Adjustable

MOLECULAR PENDANT 8 LIGHT KIT

The 8 light system is a simple kit perfect for small to medium size rooms, or use multiples for larger spaces. Offering versatility in design set up with a good light output that can also be dimmed. Each globe has dual source lighting through two opaque lenses, projecting the light up and down. Fully adjustable for height, so are suitable for lower and higher ceilings.

SUGGESTED SET - UPS

We have created various set ups for the 8 light Molecular pendant kit. When you decide on your preferred number of lights and place your order, you will receive instructions for the light selected and in some configurations you will also receive instructions for other variants using the same number of lights, to get you up and running straight off the bat. In order to be able to construct all of the 8 light set up's featured you would need to order MD18001067-8DBG



MD18001067-8ABG
Molecular 8Lt Pendant Black with Gold Model A
LED 19.2W 1536LM Dimmable
L78 W31 H5cm Max Drop 1.5m Adjustable



MD18001067-8BBG
Molecular 8Lt Pendant Black with Gold Model B
LED 19.2W 1536LM Dimmable
L119 W31 H5cm Max Drop 1.5m Adjustable



MD18001067-8CBG
Molecular 8Lt Pendant Black with Gold Model C
LED 19.2W 1536LM Dimmable
L78 W58 H5cm Max Drop 1.5m Adjustable



MD18001067-8DBG
Molecular 8Lt Pendant Black with Gold Model D
LED 19.2W 1536LM Dimmable
L113 W28 H5cm Max Drop 1.5m Adjustable


MOLECULAR PENDANT 10 LIGHT KIT

The 10 light system is a simple kit perfect for small to medium size rooms, or use multiples for larger spaces. Offering versatility in design set up with a good light output that can also be dimmed. Each globe has dual source lighting through two opaque lenses, projecting the light up and down. Fully adjustable for height, so are suitable for lower and higher ceilings.

SUGGESTED SET - UPS

We have created various set ups for the 10 light Molecular pendant kit. When you decide on your preferred number of lights and place your order, you will receive instructions for the light selected and in some configurations you will also receive instructions for other variants using the same number of lights to get you up and running straight off the bat.


In order to be able to construct all of the 10 light set ups featured you would need to order MD18001067-10GBG



MD18001067-10BBG
Molecular 10Lt Pendant Black with Gold Model B
LED 24W 1920LM Dimmable
L138 W25.7 H120cm Max Drop 1.5m Adjustable




MD18001067-10CBG
Molecular 10Lt Pendant Black with Gold Model C
LED 24W 1920LM Dimmable
L78 W31 H5cm Max Drop 1.5m Adjustable




MD18001067-10DBG
Molecular 10Lt Pendant Black with Gold Model D
LED 24W 1920LM Dimmable
L139 W31 H5cm Max Drop 1.5m Adjustable



MD18001067-10EBG
Molecular 10Lt Pendant Black with Gold Model E
LED 24W 1920LM Dimmable
L99 W31 H31cm Max Drop 1.5m Adjustable



MD18001067-10FBG
Molecular 10Lt Pendant Black with Gold Model F
LED 24W 1920LM Dimmable
L58 W31 H31cm Max Drop 1.5m Adjustable



MD18001067-10GBG
Molecular 10Lt Pendant Black with Gold Model G
LED 24W 1920LM Dimmable
L119 W58 H5cm Max Drop 1.5m Adjustable

MOLECULAR PENDANT 12 LIGHT KIT

The 12 light system is a simple kit perfect for medium size rooms, or use multiples for larger spaces. Offering versatility in design set up with a good light output that can also be dimmed. Each globe has dual source lighting through two opaque lenses, projecting the light up and down. Fully adjustable for height, so are suitable for lower and higher ceilings.

SUGGESTED SET - UPS

We have created various set ups for the 12 light Molecular pendant kit. The 12 light kit is non transferable between each set up due to the number of variances in component pieces per set up.




MD18001067-12HBG
Molecular 12Lt Pendant Black
with Gold Model H
LED 28.8W 2304LM Dimmable
L79 W38 H31cm Max Drop 1.5m Adjustable



MD18001067-12IBG
Molecular 12Lt Pendant Black
with Gold Model I
LED 28.8W 2304LM Dimmable
L119 W38 H31cm Max Drop 1.5m Adjustable



MD18001067-12JBG
Molecular 12Lt Pendant Black
with Gold Model J
LED 28.8W 2304LM Dimmable
L79 W38 H43cm Max Drop 1.5m Adjustable



MD18001067-12KBG
Molecular 12Lt Pendant Black
with Gold Model K
LED 28.8W 2304LM Dimmable
L159 W58 H5cm Max Drop 1.5m Adjustable



MD18001067-12LBG
Molecular 12Lt Pendant Black
with Gold Model L
LED 28.8W 2304LM Dimmable
L119 W38 H5cm Max Drop 1.5m Adjustable



MD18001067-12MBG
Molecular 12Lt Pendant Black
with Gold Model M
LED 228.8W 2304LM Dimmable
L99 W78 H5cm Max Drop 1.5m Adjustable



MD18001067-12NBG
Molecular 12Lt Pendant Black
with Gold Model N
LED 28.8W 2304LM Dimmable
L79 W58 H8cm Max Drop 1.5m Adjustable

MOLECULAR PENDANT 14 LIGHT KIT

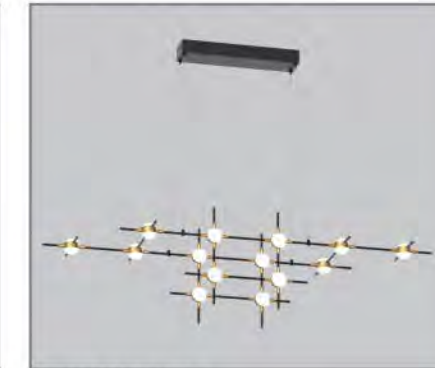
The 14 light system is a simple kit perfect for medium size rooms, or use multiples for larger spaces. Offering versatility in design set up with a good light output that can also be dimmed. Each globe has dual source lighting through two opaque lenses, projecting the light up and down. Fully adjustable for height, so are suitable for lower and higher ceilings.

SUGGESTED SET - UPS

We have created various set ups for the 14 light Molecular pendant kit. The 14 light kit is non transferable between each set up due to the number of variances in component pieces per set up.



MD18001067-14BBG
Molecular 14L1 Pendant Black with Gold Model B
LED 33.6W 2688LM Dimmable
L79 W38 H31cm Max Drop 1.5m Adjustable



MD18001067-14CBG
Molecular 14L1 Pendant Black with Gold Model C
LED 33.6W 2688LM Dimmable
L119 W38 H31cm Max Drop 1.5m Adjustable



MD18001067-14DBG
Molecular 14L1 Pendant Black with Gold Model D
LED 33.6W 2688LM Dimmable
L99 W38 H31cm Max Drop 1.5m Adjustable




MD18001067-14EBG
Molecular 14L1 Pendant Black with Gold Model E
LED 33.6W 2688LM Dimmable
L99 W38 H31cm Max Drop 1.5m Adjustable




MD18001067-14FBG
Molecular 14L1 Pendant Black with Gold Model F
LED 33.6W 2688LM Dimmable
L119 W99 H5cm Max Drop 1.5m Adjustable




MD18001067-14GBG
Molecular 14L1 Pendant Black with Gold Model G
LED 33.6W 2688LM Dimmable
L119 W59 H5cm Max Drop 1.5m Adjustable



MD18001067-14HBG
Molecular 14L1 Pendant Black with Gold Model H
LED 33.6W 2688LM Dimmable
L119 W99 H5cm Max Drop 1.5m Adjustable



MD18001067-14IBG
Molecular 14L1 Pendant Black with Gold Model I
LED 33.6W 2688LM Dimmable
L139 W38 H5cm Max Drop 1.5m Adjustable



MD18001067-14JBG
Molecular 14L1 Pendant Black with Gold Model J
LED 33.6W 2688LM Dimmable
L178 W37 H5cm Max Drop 1.5m Adjustable

MOLECULAR PENDANT 16 LIGHT KIT

The 16 light system is a simple kit perfect for medium size rooms, or use multiples for larger spaces. Offering versatility in design set up with a good light output that can also be dimmed. Each globe has dual source lighting through two opaque lenses, projecting the light up and down. Fully adjustable for height, so are suitable for lower and higher ceilings.

SUGGESTED SET - UPS

We have created various set ups for the 16 light Molecular pendant kit. The 16 light kit is non transferable between each set up due to the number of variances in component pieces per set up.



MD18001067-16ABG
Molecular 16Lt Pendant Black with Gold Model A
LED 38.4W 3072LM Dimmable
L79 W38 H31cm Max Drop 1.5m Adjustable



MD18001067-16BBG
Molecular 16Lt Pendant Black with Gold Model B
LED 38.4W 3072LM Dimmable
L119 W38 H31cm Max Drop 1.5m Adjustable




MD18001067-16CBG
Molecular 16Lt Pendant Black with Gold Model C
LED 38.4W 3072LM Dimmable
L99 W38 H31cm Max Drop 1.5m Adjustable




MD18001067-16DBG
Molecular 16Lt Pendant Black with Gold Model D
LED 38.4W 3072LM Dimmable
L99 W38 H31cm Max Drop 1.5m Adjustable




MD18001067-16EBG
Molecular 16Lt Pendant Black with Gold Model E
LED 38.4W 3072LM Dimmable
L119 W38 H31cm Max Drop 1.5m Adjustable



MD18001067-16FBG
Molecular 16Lt Pendant Black with Gold Model F
LED 38.4W 3072LM Dimmable
L159 W99 H5cm Max Drop 1.5m Adjustable



MD18001067-16GBG
Molecular 16Lt Pendant Black with Gold Model G
LED 38.4W 3072LM Dimmable
L159 W58 H5cm Max Drop 1.5m Adjustable



MD18001067-16HBG
Molecular 16Lt Pendant Black with Gold Model H
LED 38.4W 3072LM Dimmable
L156 W42 H5cm Max Drop 1.5m Adjustable



BESPOKE OPTIONS ARE AVAILABLE LIMITED ONLY BY YOUR IMAGINATION

MOLECULAR PENDANT 18 LIGHT KIT


The 18 light system is a simple kit perfect for medium to larger size rooms, or use multiples for even larger spaces. Offering versatility in design set up with a good light output that can also be dimmed. Each globe has dual source lighting through two opaque lenses, projecting the light up and down. Fully adjustable for height, so are suitable for lower and higher ceilings.

SUGGESTED SET - UPS


We have created various set ups for the 18 light Molecular pendant kit. The 18 light kit is non transferable between each set up due to the number of variances in component pieces per set up.



MD18001067-18ABG
Molecular 18Lt Pendant Black with Gold Model A
LED 43.2W 3456LM Dimmable
L99 W38 H31cm Max Drop 1.5m Adjustable



MD18001067-18BBG
Molecular 18Lt Pendant Black with Gold Model B
LED 43.2W 3456LM Dimmable
L139 W38 H31cm Max Drop 1.5m Adjustable



MD18001067-18CBG
Molecular 18Lt Pendant Black with Gold Model C
LED 43.2W 3456LM Dimmable
L119 W38 H31cm Max Drop 1.5m Adjustable




MD18001067-18DBG
Molecular 18Lt Pendant Black with Gold Model D
LED 43.2W 3456LM Dimmable
L119 W38 H31cm Max Drop 1.5m Adjustable



MD18001067-18EBG
Molecular 18Lt Pendant Black with Gold Model E
LED 43.2W 3456LM Dimmable
L99 W78 H31cm Max Drop 1.5m Adjustable



MD18001067-18FBG
Molecular 18Lt Pendant Black with Gold Model F
LED 43.2W 3456LM Dimmable
L119 W58 H5cm Max Drop 1.5m Adjustable



MD18001067-18GBG
Molecular 18Lt Pendant Black with Gold Model G
LED 43.2W 3456LM Dimmable
L199 W99 H5cm Max Drop 1.5m Adjustable



MD18001067-18HBG
Molecular 18Lt Pendant Black with Gold Model H
LED 43.2W 3456LM Dimmable
L179 W99 H5cm Max Drop 1.5m Adjustable

BESPOKE OPTIONS ARE AVAILABLE LIMITED ONLY BY YOUR IMAGINATION

MOLECULAR PENDANT 20 LIGHT KIT

The 20 light system is a simple kit perfect for medium to larger size rooms, or use multiples for even larger spaces. Offering versatility in design set up with a good light output that can also be dimmed. Each globe has dual source lighting through two opaque lenses, projecting the light up and down. Fully adjustable for height, so are suitable for lower and higher ceilings.

SUGGESTED SET - UPS


We have created various set ups for the 20 light Molecular pendant kit. The 20 light kit is non transferable between each set up due to the number of variances in component pieces per set up.



MD18001067-20BBG
Molecular 20Lt Pendant Black with Gold Model B
LED 48W 3840LM Dimmable
L99 W38 H31cm Max Drop 1.5m Adjustable



MD18001067-20CBG
Molecular 20Lt Pendant Black with Gold Model C
LED 48W 3840LM Dimmable
L139 W38 H31cm Max Drop 1.5m Adjustable



MD18001067-20DBG
Molecular 20Lt Pendant Black with Gold Model D
LED 48W 3840LM Dimmable
L119 W38 H31cm Max Drop 1.5m Adjustable



MD18001067-20EBG
Molecular 20Lt Pendant Black with Gold Model E
LED 48W 3840LM Dimmable
L79 W38 H43cm Max Drop 1.5m Adjustable




MD18001067-20FBG
Molecular 20Lt Pendant Black with Gold Model F
LED 48W 3840LM Dimmable
L99 W78 H31cm Max Drop 1.5m Adjustable



MD18001067-20GBG
Molecular 20Lt Pendant Black with Gold Model G
LED 48W 3840LM Dimmable
L119 W78 H5cm Max Drop 1.5m Adjustable



MD18001067-20HBG
Molecular 20Lt Pendant Black with Gold Model H
LED 48W 3840LM Dimmable
L119 W119 H5cm Max Drop 1.5m Adjustable



MD18001067-20IBG
Molecular 20Lt Pendant Black with Gold Model I
LED 48W 3840LM Dimmable
L240 W99 H5cm Max Drop 1.5m Adjustable

BESPOKE OPTIONS ARE AVAILABLE LIMITED ONLY BY YOUR IMAGINATION

MOLECULAR PENDANT 30 LIGHT KIT

The 30 light system is perfect for medium to larger size rooms, or use multiples for even larger spaces. Offering versatility in design set up with a good light output that can also be dimmed. Each globe has dual source lighting through two opaque lenses, projecting the light up and down. Fully adjustable for height, so are suitable for lower and higher ceilings.

Bespoke Options are available, please enquire.

SUGGESTED SET - UPS

We have created various set ups for the 30 light Molecular pendant kit. The 30 light kit is non transferable between each set up due to the number of variances in component pieces per set up.



MD18001067-30ABG
Molecular 30Lt Pendant Black with Gold Model A
LED 72W 5760LM Dimmable
L104.3 W65 H75cm
Max cable length not inc product 1.5m (Adjustable)

BESPOKE OPTIONS ARE AVAILABLE ON REQUEST

MOLECULAR PENDANT 55 LIGHT KIT

The 55 light system is perfect for medium to larger size rooms, or use multiples for even larger spaces. Offering versatility in design set up with a good light output that can also be dimmed. Each globe has dual source lighting through two opaque lenses, projecting the light up and down. Fully adjustable for height, so are suitable for lower and higher ceilings.

Bespoke Options are available, please enquire.

SUGGESTED SET - UPS

We have created various set ups for the 55 light Molecular pendant kit. The 55 light kit is non transferable between each set up due to the number of variances in component pieces per set up.




MD18001067-55ABG
Molecular 55Lt Pendant Black with Gold Model A
LED 132W 10560LM Dimmable
L205 W65 H150cm
Max cable length not inc product 1.5m (Adjustable)

BESPOKE OPTIONS ARE AVAILABLE ON REQUEST

MOLECULAR WALL LIGHT 3&4 LIGHT KITS

The 3-4 light systems are suitable for smaller rooms and can range through to larger spaces. Offering versatility in design with a good light output. A Molecular wall light would also complement other products within the Molecular collection.

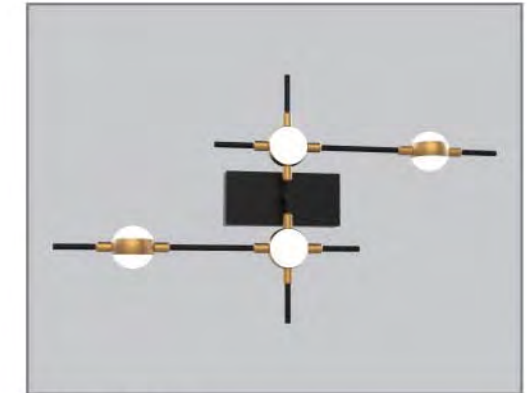


SUGGESTED SET - UPS

We have created various configurations for the 3-4 light Molecular wall light kits. When you decide on your preferred number of lights and place your order, you will receive instructions for the light selected and in some configurations you will also receive instructions for other variants using the same number of lights to get you up and running straight off the bat.



MB18001067-3ABG
Molecular 3Lt Wall Black with Gold Model A
LED 7.2W 576LM
L31 W40 H8cm




MB18001067-4ABG
Molecular 4Lt Wall Black with Gold Model A
LED 9.6W 768LM
L55 W31 H8cm



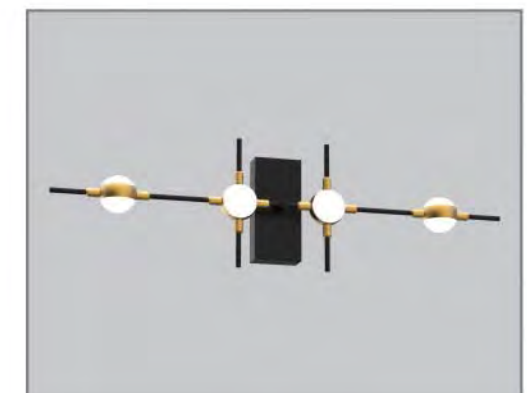
MB18001067-3BBG
Molecular 3Lt Wall Black with Gold Model B
LED 7.2W 576LM
L31 W40 H8cm



MB18001067-4BBG
Molecular 4Lt Wall Black with Gold Model B
LED 9.6W 768LM
L31 W37 H8cm



MB18001067-3CBG
Molecular 3Lt Wall Black with Gold Model C
LED 7.2W 576LM
L18 W53 H8cm



MB18001067-4CBG
Molecular 4Lt Wall Black with Gold Model C
LED 9.6W 768LM
L68 W18 H8cm

MOLECULAR TABLE LAMP 3&4 LIGHT KITS

The 3-5 light systems are suitable for smaller rooms and can range through to larger spaces. Offering versatility in design with a good light output. A Molecular table lamp would also complement other products within the Molecular collection.

SUGGESTED SET - UPS

We have created various configurations for the 3-4 light Molecular table lamp kits. When you decide on your preferred number of lights and place your order, you will receive instructions for the light selected and in some configurations you will also receive instructions for some other variants using the same number of lights to get you up and running straight off the bat.



MT18001067-3BBG
Molecular 3Lt Table Black with Gold Model B
LED 7.2W 576LM
L28 W9 H53cm



MT18001067-3CBG
Molecular 3Lt Table Black with Gold Model C
LED 7.2W 576LM
L28 W9 H45cm



MT18001067-4ABG
Molecular 4Lt Table Black with Gold Model A
LED 9.6W 768LM
L37 W9 H45cm



MT18001067-4BBG
Molecular 4Lt Table Black with Gold Model B
LED 9.6W 768LM
L37 W9 H45cm



MT18001067-4CBG
Molecular 4Lt Table Black with Gold Model C
LED 9.6W 768LM
L37 W9 H54cm



MT18001067-4DBG
Molecular 4Lt Table Black with Gold Model D
LED 9.6W 768LM
L28 W9 H53cm



MT18001067-4EBG
Molecular 4Lt Table Black with Gold Model E
LED 9.6W 768LM
L28 W9 H54cm

BESPOKE OPTIONS ARE AVAILABLE LIMITED ONLY BY YOUR IMAGINATION

MOLECULAR TABLE LAMP 5 LIGHT KITS

The 5 light systems are suitable for smaller rooms and can range through to larger spaces. Offering versatility in design with a good light output. A Molecular table lamp would also complement other products within the Molecular collection.

SUGGESTED SET - UPS

We have created various configurations for the 5 light Molecular table lamp kits. When you decide on your preferred number of lights and place your order, you will receive instructions for the light selected and in some configurations you will also receive instructions for some other variants using the same number of lights to get you up and running straight off the bat.



MT18001067-5ABG
Molecular 5Lt Table Black with
Gold Model A
LED 12W 960LM
L45 W9 H45cm



MT18001067-5ABG
Molecular 5Lt Table Black with
Gold Model B
LED 12W 960LM
L35 W9 H53cm



MT18001067-5CBG
Molecular 5Lt Table Black with
Gold Model C
LED 12W 960LM
L35 W9 H53cm



MT18001067-5DBG
Molecular 5Lt Table Black with
Gold Model D
LED 12W 960LM
L28 W9 H66cm



MT18001067-5EBG
Molecular 5Lt Table Black with
Gold Model E
LED 12W 960LM
L53 W9 H64cm

BESPOKE OPTIONS ARE
AVAILABLE LIMITED
ONLY BY YOUR
IMAGINATION

MOLECULAR FLOOR LAMP 6 LIGHT KITS


The 6 light systems are suitable for smaller rooms and can range through to larger spaces. Offering versatility in design with a good light output. A Molecular floor lamp would also complement other products within the Molecular collection.

SUGGESTED SET - UPS


We have created various configurations for the 6 light Molecular floor lamp kits. When you decide on your preferred number of lights and place your order, you will receive instructions for the light selected and in some configurations you will also receive instructions for some other variants using the same number of lights to get you up and running straight off the bat.




ML18001067-6ABG
Molecular 6L Floor Lamp Model A
LED 14W 1152LM
L41 W41 H149cm



ML18001067-6BBG
Molecular 6L Floor Lamp Model B
LED 14W 1152LM
L41 W41 H149cm



ML18001067-6CBG
Molecular 6L Floor Lamp Model C
LED 14W 1152LM
L41 W41 H149cm



ML18001067-6DBG
Molecular 6L Floor Lamp Model D
LED 14W 1152LM
L41 W41 H166cm

MOLECULAR FLOOR LAMP 8 LIGHT KITS

The 8 light systems are suitable for smaller rooms and can range through to larger spaces. Offering versatility in design with a good light output. A Molecular floor lamp would also complement other products within the Molecular collection.

SUGGESTED SET - UPS


We have created various configurations for the 8 light Molecular floor lamp kits. When you decide on your preferred number of lights and place your order, you will receive instructions for the light selected and in some configurations you will also receive instructions for some other variants using the same number of lights to get you up and running straight off the bat.




ML18001067-8ABG
Molecular 8L1 Floor Lamp Model A
LED 19.2W 1536LM
L41 W41 H166cm



ML18001067-8BBG
Molecular 8L1 Floor Lamp Model B
LED 19.2W 1536LM
L41 W41 H166cm



ML18001067-8CBG
Molecular 8L1 Floor Lamp Model C
LED 19.2W 1536LM
L41 W41 H166cm



ML18001067-8DBG
Molecular 8L1 Floor Lamp Model D
LED 19.2W 1536LM
L41 W41 H166cm

MOLECULAR COMPONENTS FOR BESPOKE

We have created various set ups for the Molecular pendant kits. Should you wish to offer a completely bespoke instore experience for the consumer where the consumer can connect the components together there and then to create their own original designs, All components are available to purchase to put bespoke design into yours or your customers hands, Our Modular concepts are limited only by imagination.




MOL-B180G
Molecular ball, 180 degree,
Gold
2.4 Watts
Dimmable
L8.5 W5.5cm



MOL-B90G
Molecular ball, 90 degree,
Gold
2.4 Watts
Dimmable
L8.5 W8.5cm



MOL-B45G
Molecular ball, 45 degree,
Gold
2.4 Watts
Dimmable
L8.2 W8.5cm



MOL-NE65B
Non Electrical end rod 6.5cm
Matt Black
L6.5 Diameter 0.7cm



MOL-NE100B
Non Electrical end rod 10cm
Matt Black
L10 Diameter 0.7cm



MOL-E75B
Electrical connecting rod 7.5cm
Matt Black
L7.5 Diameter 0.7cm



MOL-E115B
Electrical connecting rod 11.5cm
Matt Black
L11.5 Diameter 0.7cm



MOL-E135B
Electrical connecting rod 13.5cm
Matt Black
L13.5 Diameter 0.7cm



MOL-E150B
Electrical connecting rod 15cm
Matt Black
L15.0 Diameter 0.7cm

MOLECULAR COMPONENTS FOR BESPOKE

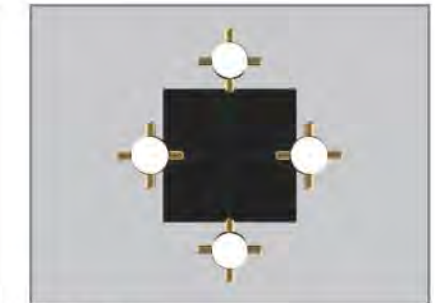
We have created various set ups for the Molecular pendant kits. Should you wish to offer a completely bespoke instore experience for the consumer where the consumer can connect the components together there and then to create their own original designs, All components are available to purchase to put bespoke design into yours or your customers hands, Our Modular concepts are limited only by imagination.



MOL-E200B
Electrical connecting rod 20cm
Matt Black
L20 Diameter 0.7cm



MOL-X-100BG
Flush Ceiling mount with Transformer & 4
gold lights
Compatible with 8-10 lights
Dimmable
Matt Black
W42 Drop 14 Depth 18cm



MOL-X-200BG
Flush Ceiling mount with Transformer &
4 gold lights
Compatible with 16-20 lights
Dimmable
Matt Black
W34 Drop 14 Depth 29cm



MOL-D-100BG
Ceiling mount for Pendant with Transformer,
1 gold light, 4 suspension cables
Compatible with 6-10 lights
Dimmable
Matt Black
W23 Depth 8 Adjustable Max drop 120




MOL-D-200BG
Ceiling mount for Pendant with Transformer,
1 gold light, 4 suspension cables
Compatible with 12-20 lights
Dimmable
Matt Black
W38 Depth 8 Adjustable Max drop 120



MOL-T-100BG
Table lamp base with cable, plug &
2 gold lights, for 4-5 lights
Matt Black
H29 W18.5 Depth 9cm



MOL-T-100BG
Floor lamp base with cable, plug &
4 gold lights, for 6-8 lights
Matt Black
H145 W31 Depth 31cm




MOL-B-100BG
Wall light plate with 2 gold lights, for 3-4 lights
Matt Black
W21 W12 Depth 8cm

ADDITIONAL,
NON STANDARD
COMPONENTS AND
TRANSFORMERS
ARE AVAILABLE ON
REQUEST.





INTRODUCING
T U B U L A R
 MODULAR LIGHTING SYSTEM


The tubular lighting system combines sleek modern design with elegant sharp lines to create statement lighting. It can be configured in grid-like architectural forms or incredibly organic shapes that become the focal point in any interior.



The push lock mechanisms open up a world of options to create limitless combinations with minimum effort. A satisfyingly snug fit connects all modules that can then be locked in place with the grub screws.



EVERYTHING YOU'LL NEED...




Speak to our sales advisors about bespoke solutions or please see our pre-configured kits on the following pages.

TUBULAR FLUSH 6&12 LIGHT KITS

The 6 & 12 light flush Kits are perfect for small to medium size rooms, or use multiples for larger spaces. Offering versatility in light direction of 360 degrees due to the adjustable tubes. Each tube has a good light output through opaque diffusers, that can also be dimmed on ceiling fittings.

SUGGESTED SET - UPS


We have created set ups for the 6 & 12 light Tubular flush kits. When you decide on your preferred number of lights you can also select between either Matt black or Satin Gold finishes.



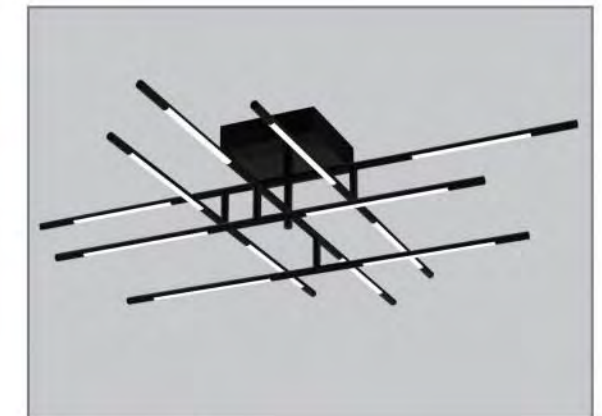
MX18001070-6AGOL
Tubular 6 LT Flush, Dimmable Satin Gold
LED 30W 2400LM
Ø 93.5 H25.5cm



MX18001070-6ABLK
Tubular 6 LT Flush, Dimmable Matt Black
LED 30W 2400LM
Ø 93.5 H25.5cm



MX18001070-12AGOL
Tubular 12 LT Flush, Dimmable Satin Gold
LED 48W 3840LM
L94.5 W94.5 H21.3cm



MX18001070-12ABLK
Tubular 12 LT Flush, Dimmable Matt Black
LED 48W 3840LM
L94.5 W94.5 H21.3cm

TUBULAR PENDANT 4&7 LIGHT KITS

The 4 & 7 light pendant Kits are perfect for small to medium size rooms especially as they are easily adjustable for height, suited to lower and higher ceilings or use multiples for larger spaces. Offering versatility in light direction of 360 degrees due to the adjustable tubes. Each tube has a good light output through opaque diffusers, that can also be dimmed on ceiling fittings.

SUGGESTED SET - UPS

We have created set ups for the 4 & 7 light Tubular pendant kits. When you decide on your preferred number of lights you can also select between either Matt black or Satin Gold finishes.




MD18001070-4AGOL
Tubular 4 LT Pendant, Dimmable Satin Gold
LED 16W 960LM
L74 W53 H150cm
Max cable length not inc product 1.5m (Adjustable)



MD18001070-4ABLK
Tubular 4 LT Pendant, Dimmable Matt Black
LED 16W 960LM
L74 W53 H150cm
Max cable length not inc product 1.5m (Adjustable)



MD18001070-7AGOL
Tubular 7 LT Pendant, Dimmable Satin Gold
LED 28W 2240LM
L115 W53 H150cm
Max cable length not inc product 1.5m (Adjustable)




MD18001070-7ABLK
Tubular 7 LT Pendant, Dimmable Matt Black
LED 28W 2240LM
L115 W53 H150cm
Max cable length not inc product 1.5m (Adjustable)

TUBULAR PENDANT 8 LIGHT KITS

The 8 light pendant Kits are perfect for small to medium size rooms especially as they are easily adjustable for height, suited to lower and higher ceilings or use multiples for larger spaces. Offering versatility in light direction of 360 degrees due to the adjustable tubes. Each tube has a good light output through opaque diffusers, that can also be dimmed on ceiling fittings.

SUGGESTED SET - UPS

We have created set ups for the 8 light Tubular pendant kits. When you decide on your preferred finish and number of lights and place your order, you will receive instructions for the light selected and in some configurations you will also receive instructions for other variants using the same number of lights to get you up and running straight off the bat.




MD18001070-8BGOL
Tubular 8 LT Pendant, Dimmable Satin Gold
LED 32W 2650LM
L144.5 W42.5 H150cm
Max cable length not inc product 1.5m (Adjustable)



MD18001070-8BBLK
Tubular 8 LT Pendant, Dimmable Matt Black
LED 32W 2650LM
L144.5 W42.5 H150cm
Max cable length not inc product 1.5m (Adjustable)



MD18001070-8CGOL
Tubular 8 LT Pendant, Dimmable Satin Gold
LED 32W 2650LM
L144.5 W42.5 H150cm
Max cable length not inc product 1.5m (Adjustable)



MD18001070-8CBLK
Tubular 8 LT Pendant, Dimmable Matt Black
LED 32W 2650LM
L144.5 W42.5 H150cm
Max cable length not inc product 1.5m (Adjustable)

TUBULAR PENDANT 10 LIGHT KITS


The 10 light pendant Kits are perfect for small to medium size rooms especially as they are easily adjustable for height, suited to lower and higher ceilings or use multiples for larger spaces. Offering versatility in light direction of 360 degrees due to the adjustable tubes. Each tube has a good light output through opaque diffusers, that can also be dimmed on ceiling fittings.

SUGGESTED SET - UPS

We have created set ups for the 10 light Tubular pendant kits. When you decide on your preferred finish and number of lights and place your order, you will receive instructions for the light selected and in some configurations you will also receive instructions for other variants using the same number of lights to get you up and running straight off the bat.




MD18001070-10AGOL
Tubular 10 LT Pendant, Dimmable Satin Gold
LED 40W 3200LM
L156 W53 H150cm
Max cable length not inc product 1.5m (Adjustable)



MD18001070-10ABLK
Tubular 8 10 LT Pendant, Dimmable Matt Black
LED 40W 3200LM
L156 W53 H150cm
Max cable length not inc product 1.5m (Adjustable)



MD18001070-10BGOL
Tubular 10 LT Pendant, Dimmable Satin Gold
LED 40W 3200LM
L76 W132 H150cm
Max cable length not inc product 1.5m (Adjustable)




MD18001070-10BBLK
Tubular 10 LT Pendant, Dimmable Matt Black
LED 40W 3200LM
L76 W132 H150cm
Max cable length not inc product 1.5m (Adjustable)

TUBULAR PENDANT 11 LIGHT KITS


The 11 light pendant Kit is perfect for small to medium size rooms especially as they are easily adjustable for height, suited to lower and higher ceilings or use multiples for larger spaces. Offering versatility in light direction of 360 degrees due to the adjustable tubes. Each tube has a good light output through opaque diffusers, that can also be dimmed on ceiling fittings. Bespoke Options are available, please enquire.

SUGGESTED SET - UPS

We have created a set up for the 11 light Tubular pendant kit. When you decide on your preferred number of lights you can also select between either Matt black or Satin Gold finishes.



MD18001070-11AGOL
Tubular 11 LT Pendant, Dimmable Satin Gold
LED 44W 3520LM
L129 W53 H150cm
Max cable length not inc product 1.5m (Adjustable)



MD18001070-11ABLK
Tubular 11 LT Pendant, Dimmable Matt Black
LED 44W 3520LM
L129 W53 H150cm
Max cable length not inc product 1.5m (Adjustable)

TUBULAR PENDANT 12 LIGHT KITS

The 12 light pendant Kits are perfect for small to medium size rooms especially as they are easily adjustable for height, suited to lower and higher ceilings or use multiples for larger spaces. Offering versatility in light direction of 360 degrees due to the adjustable tubes. Each tube has a good light output through opaque diffusers, that can also be dimmed on ceiling fittings.

SUGGESTED SET - UPS

We have created set ups for the 12 light Tubular pendant kits. When you decide on your preferred finish and number of lights and place your order, you will receive instructions for the light selected and in some configurations you will also receive instructions for other variants using the same number of lights to get you up and running straight off the bat.



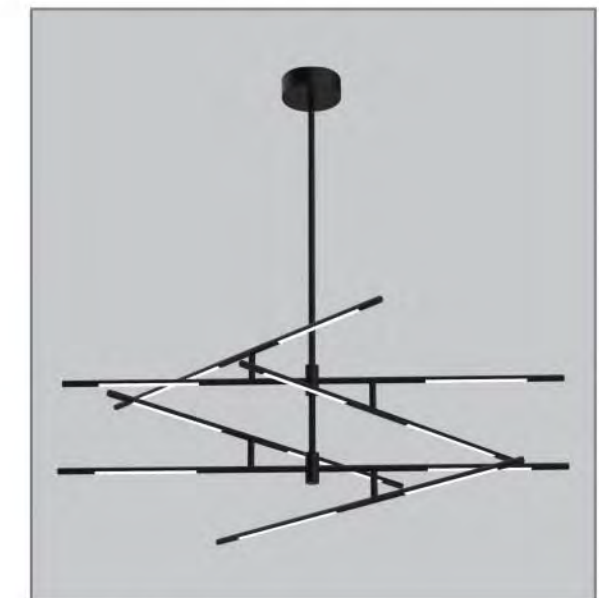
MD18001070-12AGOL
Tubular 12 LT Pendant, Dimmable Satin Gold
LED 60W 4800LM
Φ 85 H120cm
Max cable length not inc product 1.5m (Adjustable)



MD18001070-12ABLK
Tubular 12 LT Pendant, Dimmable Matt Black
LED 60W 4800LM
Φ 85 H120cm
Max cable length not inc product 1.5m (Adjustable)



MD18001070-12BGOL
Tubular 12 LT Pendant, Dimmable Satin Gold
LED 60W 4800LM
L93 W60.5 H81.5cm




MD18001070-12BBLK
Tubular 12 LT Pendant, Dimmable Matt Black
LED 60W 4800LM
L93 W60.5 H81.5cm

TUBULAR PENDANT 12 LIGHT KITS


The 12 light pendant Kits are perfect for small to medium size rooms especially as they are easily adjustable for height, suited to lower and higher ceilings or use multiples for larger spaces. Offering versatility in light direction of 360 degrees due to the adjustable tubes. Each tube has a good light output through opaque diffusers, that can also be dimmed on ceiling fittings. Bespoke Options are available, please enquire.

SUGGESTED SET - UPS


We have created set ups for the 12 light Tubular pendant kits. When you decide on your preferred finish and number of lights and place your order, you will receive instructions for the light selected and in some configurations you will also receive instructions for other variants using the same number of lights to get you up and running straight off the bat.




MD18001070-12CGOL
Tubular 12 LT Pendant, Dimmable Satin Gold
LED 48W 3840LM
L61 W144.5 H150cm
Max cable length not inc product 1.5m
(Adjustable)



MD18001070-12CBLK
Tubular 12 LT Pendant, Dimmable Matt Black
LED 48W 3840LM
L61 W144.5 H150cm
Max cable length not inc product 1.5m
(Adjustable)




MD18001070-12DGOL
Tubular 12 LT Pendant, Remote Control
Dimmable Satin Gold
LED 60W 4800LM
L82 W174 H150cm
Max cable length not inc product 1.5m
(Adjustable)



MD18001070-12DBLK
Tubular 12 LT Pendant, Remote Control
Dimmable Matt Black
LED 60W 4800LM
L82 W174 H150cm
Max cable length not inc product 1.5m
(Adjustable)




MD18001070-12EGOL
Tubular 12 LT Pendant, Remote Control
Dimmable Satin Gold
LED 56W 4480LM
L100 W98 H150cm
Max cable length not inc product 1.5m
(Adjustable)



MD18001070-12EBLK
Tubular 12 LT Pendant, Remote Control
Dimmable Matt Black
LED 56W 4480LM
L100 W98 H150cm
Max cable length not inc product 1.5m
(Adjustable)



MD18001070-12FGOL
Tubular 12 LT Pendant, Dimmable Satin Gold
LED 48W 3840LM
L76 W133.5 H150cm
Max cable length not inc product 1.5m
(Adjustable)



MD18001070-12FBLK
Tubular 12 LT Pendant, Dimmable Matt Black
LED 48W 3840LM
L76 W133.5 H150cm
Max cable length not inc product 1.5m
(Adjustable)

**BESPOKE OPTIONS ARE
AVAILABLE LIMITED
ONLY BY YOUR
IMAGINATION**



TUBULAR PENDANT 16&17 LIGHT KITS


The 16 & 17 light pendant Kits are perfect for small to medium size rooms especially as they are easily adjustable for height, suited to lower and higher ceilings or use multiples for larger spaces. Offering versatility in light direction of 360 degrees due to the adjustable tubes. Each tube has a good light output through opaque diffusers, that can also be dimmed on ceiling fittings. Bespoke Options are available, please enquire.

SUGGESTED SET - UPS


We have created set ups for the 16 & 17 light Tubular pendant kits. When you decide on your preferred finish and number of lights and place your order, you will receive instructions for the light selected and in some configurations you will also receive instructions for other variants using the same number of lights to get you up and running straight off the bat.




MD18001070-16AGOL
Tubular 16 LT Pendant, Remote Control Dimmable Satin Gold
LED 72W 5760LM
L98 W130 H150cm
Max cable length not inc product 1.5m (Adjustable)



MD18001070-16ABLK
Tubular 16 LT Pendant, Remote Control Dimmable Matt Black
LED 72W 5760LM
L98 W130 H150cm
Max cable length not inc product 1.5m (Adjustable)



MD18001070-17AGOL
Tubular 17 LT Pendant, Remote Control Dimmable Satin Gold
LED 84W 6720LM
L82 W224.5 H150cm
Max cable length not inc product 1.5m (Adjustable)



MD18001070-17ABLK
Tubular 17 LT Pendant, Remote Control Dimmable Matt Black
LED 84W 6720LM
L82 W224.5 H150cm
Max cable length not inc product 1.5m (Adjustable)


TUBULAR PENDANT 20 LIGHT KITS

The 20 light pendant Kit is perfect for small to medium size rooms especially as they are easily adjustable for height, suited to lower and higher ceilings or use multiples for larger spaces. Offering versatility in light direction of 360 degrees due to the adjustable tubes. Each tube has a good light output through opaque diffusers, that can also be dimmed on ceiling fittings. Bespoke Options are available, please enquire.




SUGGESTED SET - UPS

We have created a set up for the 20 light Tubular pendant kit. When you decide on your preferred number of lights you can also select between either Matt black or Satin Gold finishes.



MD18001070-20AGOL
Tubular 20 LT Pendant, Remote Control Dimmable Satin Gold
LED 88W 7040LM
L162.5 W98 H150cm
Max cable length not inc product 1.5m (Adjustable)




MD18001070-20ABLK
Tubular 20 LT Pendant, Remote Control Dimmable Matt Black
LED 88W 7040LM
L162.5 W98 H150cm
Max cable length not inc product 1.5m (Adjustable)

TUBULAR PENDANT 23 LIGHT KIT

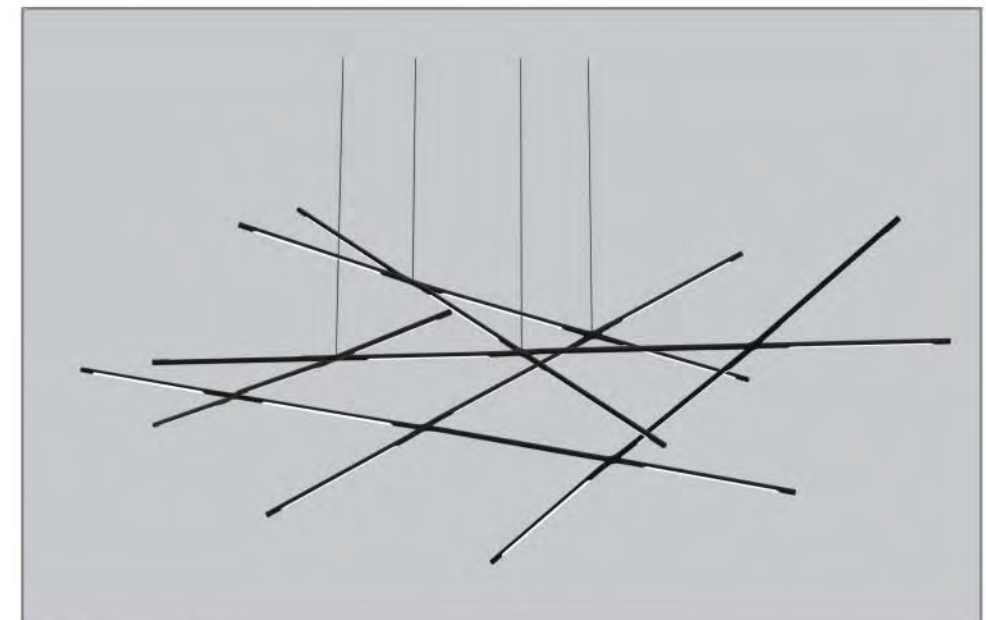
The 23 light pendant Kit is perfect for medium to larger size rooms especially as its easily adjustable for height, suited to lower and higher ceilings or use multiples for larger spaces. Offering versatility in light direction of 360 degrees due to the adjustable tubes. Each tube has a good light output through opaque diffusers, that can also be dimmed on ceiling fittings. Bespoke Options are available, please enquire.

SUGGESTED SET - UPS

We have created a suggested set up for the 23 light Tubular pendant kit. When you decide on your preferred finish and place your order, you will receive instructions for the light selected and in some configurations you will also receive instructions for other variants using the same number of lights to get you up and running straight off the bat.



MD18001070-23AGOL
Tubular 23 LT Pendant, Dimmable Satin Gold
LED 92W 7360LM
L180.5 W75 H200cm
Max cable length not inc product 1.5m (Adjustable)



MD18001070-23ABLK
Tubular 23 LT Pendant, Dimmable Matt Black
LED 92W 7360LM
L180.5 W75 H200cm
Max cable length not inc product 1.5m (Adjustable)

TUBULAR WALL 1&2 LIGHT KITS

The 1 & 2 light, wall light Kits are perfect for all size rooms offering versatility in light direction of 360 degrees due to the adjustable tubes. Each tube has a good light output through opaque diffusers, wall lights are non dimmable

SUGGESTED SET - UPS


We have created set ups for the 1 & 2 light Tubular pendant kits. When you decide on your preferred finish, number of lights and place your order, it will get you up and running straight off the bat.



MB18001070-1AGOL
Tubular 1 LT Wall Light Satin Gold
LED 4W 320LM Non Dimmable
L10 W6 H36.8cm



MB18001070-1ABLK
Tubular 1 LT Wall Light Matt Black
LED 4W 320LM Non Dimmable
L10 W6 H36.8cm



MB18001070-2AGOL
Tubular 1 LT Wall Light Satin Gold
LED 8W 640LM Non Dimmable
L74 W7.5 H10cm



MB18001070-2ABLK
Tubular 1 LT Wall Light Matt Black
LED 8W 640LM Non Dimmable
L74 W7.5 H10cm

TUBULAR TABLE LAMPS

The 1, 2 and 3 light, table lamps are perfect for all room sizes. One lamp in smaller rooms or multiples in larger spaces. Each tube has a good light output through opaque diffusers, Table lamps are non dimmable

TABLE LAMP OPTIONS

We have created various contemporary designs for the Tubular table lamps. When you decide on your preferred finish, number of lights and place your order, you'll be up and running straight off the bat.



MT18001070-1AGOL
Tubular 1 LT Table lamp Satin Gold
LED 4W 320LM Non Dimmable
L36.5 W12 H40cm



MT18001070-2AGOL
Tubular 2 LT Table lamp Satin Gold
LED 12W 960LM Non Dimmable
L22 W12 H50cm



MT18001070-3AGOL
Tubular 1 LT Table lamp Satin Gold
LED 12W 960LM Non Dimmable
L40 W12 H40cm



MT18001070-1ABLK
Tubular 1 LT Table lamp Matt Black
LED 4W 320LM Non Dimmable
L36.5 W12 H40cm



MT18001070-2ABLK
Tubular 2 LT Table lamp Matt Black
LED 12W 960LM Non Dimmable
L22 W12 H50cm




MT18001070-3ABLK
Tubular 1 LT Table lamp Matt Black
LED 12W 960LM Non Dimmable
L40 W12 H40cm

TUBULAR FLOOR LAMPS


The 1 light, floor lamps are perfect for all room sizes. One lamp in smaller rooms or multiples in larger spaces. Each tube has a good light output through opaque diffusers, floor lamps are non dimmable

FLOOR LAMP OPTIONS

We have created a contemporary designed Tubular floor lamp. When you decide on your preferred finish and number of lights and place your order, you'll be up and running straight off the bat.




ML18001070-1AGOL
Tubular 1 LT Floor lamp Satin Gold
LED 17.3W 1376LM Non Dimmable
L18 W18 H140cm




ML18001070-1ABLK
Tubular 1 LT Floor lamp Matt Black
LED 17.3W 1376LM Non Dimmable
L18 W18 H140cm

TUBULAR COMPONENTS FOR BESPOKE

We have created various set ups for the Tubular pendant kits. Should you wish to offer a completely bespoke instore experience for the consumer where the consumer can connect the components together there and then to create their own original designs, All components are available to purchase to put bespoke design into yours or your customers hands, Our Modular concepts are limited only by imagination.




TUB-D33-40W-GOL
Ceiling plate, Transformer, Electrified 33cm
4 Watt Tube, Dimmable
Satin Gold
40W Dimmable Transformer
L23 W8 H4.5cm
Max cable length not inc product 1.5m
(Adjustable)



TUB-D33-40W-BLK
Ceiling plate, Transformer, Electrified 33cm
4 Watt Tube, Dimmable
Matt Black
40W Dimmable Transformer
L23 W8 H4.5cm
Max cable length not inc product 1.5m
(Adjustable)



TUB-D33-60W-GOL
Ceiling plate, Transformer, Electrified 33cm
4 Watt Tube, Dimmable
Satin Gold
60W Dimmable Transformer
L23 W8 H4.5cm
Max cable length not inc product 1.5m
(Adjustable)



TUB-D33-60W-BLK
Ceiling plate, Transformer, Electrified 33cm
4 Watt Tube, Dimmable
Matt Black
60W Dimmable Transformer
L23 W8 H4.5cm
Max cable length not inc product 1.5m
(Adjustable)



TUB-D43-100W-GOL
Ceiling plate, Transformer, Electrified 43cm
6 Watt Tube, Remote Control Dimmable
Satin Gold
100W Dimmable Transformer
L23 W14 H4.5cm
Max cable length not inc product 1.5m
(Adjustable)



TUB-D43-100W-BLK
Ceiling plate, Transformer, Electrified 43cm
6 Watt Tube, Remote Control Dimmable
Matt Black
100W Dimmable Transformer
L23 W14 H4.5cm
Max cable length not inc product 1.5m
(Adjustable)



TUB-33A-GOL
Tube One end open 33cm, Dimmable
Satin Gold
4 Watt
L33 DIA 1.35cm



TUB-33A-BLK
Tube One end open 33cm, Dimmable
Matt Black
4 Watt
L33 DIA 1.35cm



TUB-33B-GOL
Tube Two ends open 33cm, Dimmable
Satin Gold
4 Watt
L33 DIA 1.35cm

TUBULAR COMPONENTS FOR BESPOKE

We have created various set ups for the Tubular pendant kits. Should you wish to offer a completely bespoke instore experience for the consumer where the consumer can connect the components together there and then to create their own original designs, All components are available to purchase to put bespoke design into yours or your customers hands, Our Modular concepts are limited only by imagination.




TUB-33A-BLK
Tube Two ends open 33cm, Dimmable
Matt Black
4 Watt
L33 DIA 1.35cm



TUB-43A-GOL
Tube One end open 43cm, Dimmable
Satin Gold
6 Watt
L43 DIA 1.35cm




TUB-43A-BLK
Tube One end open 43cm, Dimmable
Matt Black
6 Watt
L43 DIA 1.35cm



TUB-43B-GOL
Tube Two ends open 43cm, Dimmable
Satin Gold
6 Watt
L43 DIA 1.35cm



TUB-43B-BLK
Tube Two ends open 43cm, Dimmable
Matt Black
6 Watt
L43 DIA 1.35cm



TUB-END-GOL
Tube Non electrical end tube 8cm
Satin Gold
L8 DIA 1.35cm



TUB-END-BLK
Tube Non electrical end tube 8cm
Matt Black
L8 DIA 1.35cm



TUB-C45-GOL
Double V shape, 45 Degree connector
Satin Gold



TUB-C45-BLK
Double V shape, 45 Degree connector
Matt Black

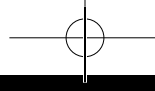


TUB-SUP1-GOL
Catenary Wire support kit
Satin Gold



TUB-SUP1-BLK
Catenary Wire support kit
Matt Black

ADDITIONAL,
NON STANDARD
COMPONENTS AND
TRANSFORMERS
ARE AVAILABLE ON
REQUEST

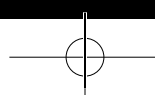


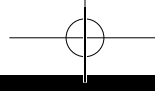
Pallon

A sophisticated collection of opaque hand blown globes, suspended by a contemporary design, finished in Satin Nickel and gold.

Pallon

Una sofisticata collezione palla soffiata a mano opachi, sospesa da un design contemporaneo, rifinita in nichel satinato e oro.





Pallon 7 Light Round Pendant Light
Satin Nickel
MD18002015-7C SN

LED 50.4W 4476LM 3000K
Dimmable
ø57×H150cm Max Drop Adjustable



Pallon 7 Light Round Pendant Light
Gold
MD18002015-7C GOL

LED 50.4W 4476LM 3000K
Dimmable
ø57×H150cm Max Drop Adjustable

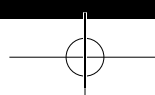


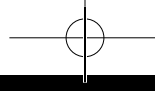
Pallon Single Pendant Light
Gold
MD18002015-1A GOL

LED 9W 800LM 3000K
Non Dimmable
ø18×H150cm Max Drop Adjustable

Pallon Single Pendant Light
Satin Nickel
MD18002015-1A SN

LED 9W 800LM 3000K
Non Dimmable
ø18×H150cm Max Drop Adjustable





Pallon 5 Light Round Pendant Light
Satin Nickel
MD18002015-5C SN

LED 36.6W 3250LM 3000K
Dimmable
ø45×H150cm Max Drop Adjustable



Pallon 5 Light Round Pendant Light
Gold
MD18002015-5C GOL

LED 50.4W 4476LM 3000K
Dimmable
ø57×H150cm Max Drop Adjustable



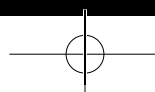
Pallon 3 Light Spiral Pendant Light
Satin Nickel
MD18002015-3C SN

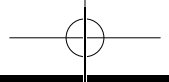
LED 22.8W 2026LM 3000K
Dimmable
ø39×H150cm Max Drop Adjustable



Pallon 3 Light Spiral Pendant Light
Gold
MD18002015-3C GOL

LED 22.8W 2026LM 3000K
Dimmable
ø39×H150cm Max Drop Adjustable





Pallon Table Light
Gold
MT18002015-1A GOL

LED 9W 800LM 3000K
 Non dimmable
 ø15.5×H31.5cm

Pallon Collection



MD18002015-7C GOL
 Italy

MD18002015-7C SN
 Italy

MD18002015-5C GOL
 Italy

MD18002015-5C SN
 Italy



MD18002015-3C GOL
 Italy

MD18002015-3C SN
 Italy

MD18002015-1A GOL
 Italy

MD18002015-1A SN
 Italy

MT18002015-1A SN
 Italy

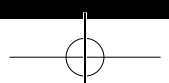


MT18002015-1A GOL
 Italy



Pallon Table Light
Satin Nickel
MT18002015-1A SN

LED 9W 800LM 3000K
 Non dimmable
 ø15.5×H31.5cm





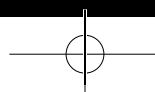
Shard

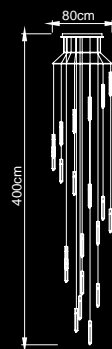
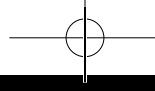
The Illuminati Shard collection offers exquisite organic crystal ice like shards finished in Chrome and gold. The collection comprises of Pendants, arm chandeliers, wall lights, floor and table lights

The pendants shown have the ability to adjust each individual light vertically at any time, not just at point of installation.

Shard

La collezione Shard di Illuminati, presenta cristalli di vetro irregolari nelle finiture cromo e oro. La collezione comprende lampadari a caduta, lampadari a braccia, applique, lampade da terra e da tavolo.



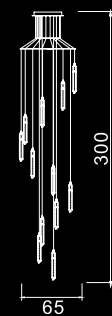


Shard 21Lt Round Pendant
MD17003025-21A CHR & GLD

LED 75.6W 5292LM 3000K
Dimmable
ø80xH400cm



Individual component
ø4xH30cm LED 3.6w
Requires 21

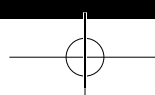


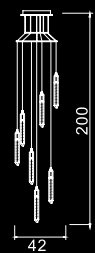
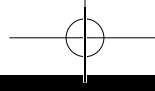
Shard 12Lt Round Pendant
MD17003025-12A CHR & GLD

LED 43.2W 3024LM 3000K
Dimmable
ø65xH300cm



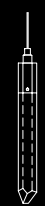
Individual component
ø4xH30cm LED 3.6w
Requires 12



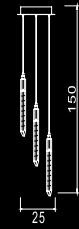


Shard 7Lt Round Pendant
MD17003025-7A CHR & GLD

LED 25.2W 1764LM 3000K
Dimmable
ø42xH200cm



Individual component
ø42xH200cm LED 3.6w
Requires 7

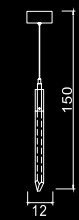


Shard 3Lt Round Pendant
MD17003025-3B CHR & GLD

LED 10.8W 756LM 3000K
Dimmable
25xH150cm

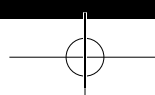


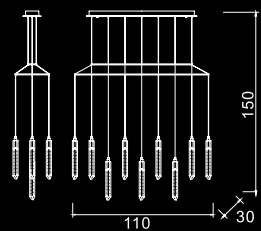

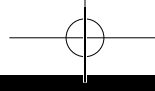
Individual component
ø25xH150cm LED 3.6w
Requires 3



Shard Single Pendant
MD17003025-1A CHR & GLD

LED 3.6W 252LM 3000K
Non-dimmable
ø12xH150cm



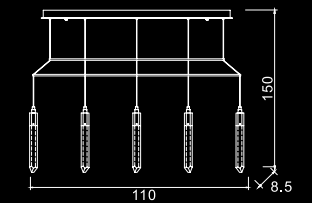


Shard 13Lt Bar Pendant
MD17003025-13A CHR & GLD

LED 46.8W 3276LM 3000K
Dimmable
L110xW30xH150cm



Individual component
ø4xH30cm LED 3.6w
Requires 13

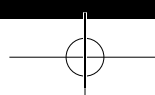


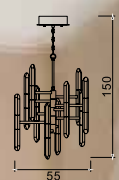

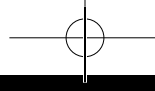
Shard 5Lt Bar Pendant
MD17003025-5A CHR & GLD

LED 18W 1260LM 3000K
Dimmable
L110xW8.5xH150cm



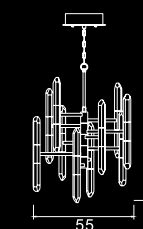
Individual component
ø4xH30cm LED 3.6w
Requires 5





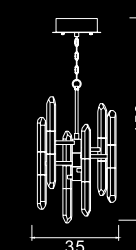
Shard 10 Arm 20Lt Pendant
MD17003025-20A GLD

LED 72W 5040LM 3000K
Dimmable
ø55xH150cm



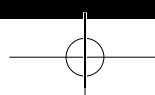
Shard 10 Arm 20Lt Pendant
MD17003025-20A CHR

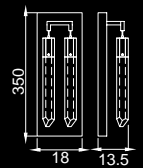
LED 72W 5040LM 3000K
Dimmable
ø55xH150cm



Shard 6 Arm 12Lt Pendant
MD17003025-12B CHR & GLD

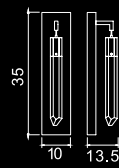
LED 43.2W 3024LM 3000K
Dimmable
ø35xH150cm





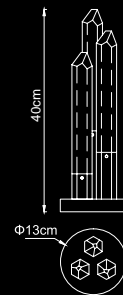
Shard Double Wall
MB17003025-2A CHR & GLD

LED 7.2W 504LM 3000K
Non-dimmable
L18xW13.5xH35cm



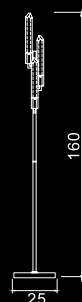
Shard Single Wall
MB17003025-1A CHR & GLD

LED 3.6W 252LM 3000K
Non-dimmable
L10xW13.5xH42.5cm



Shard 3Lt Table
MT17003025-3A CHR & GLD

LED 10.8W 756LM 3000K
Non-dimmable
ø13xH40cm



Shard 3Lt Floor
ML17003025-3A CHR & GLD

LED 10.8W 756LM 3000K
Non-dimmable
ø25xH160cm



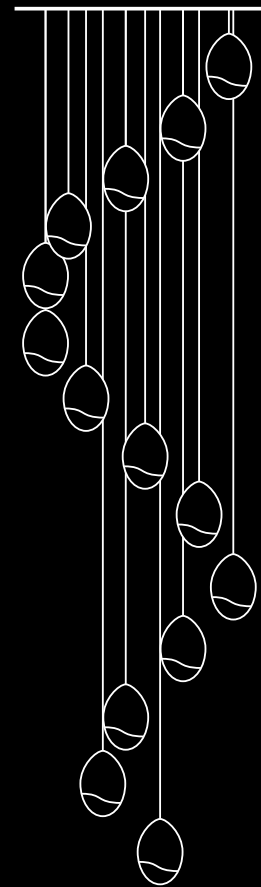
Adjustable Shard

The adjustable pendant lights within the Shard Collection offer three product options in one: Spiral arrangement of lights, random arrangement of lights, or held close to the ceiling plate where ceiling clearance height is a premium.

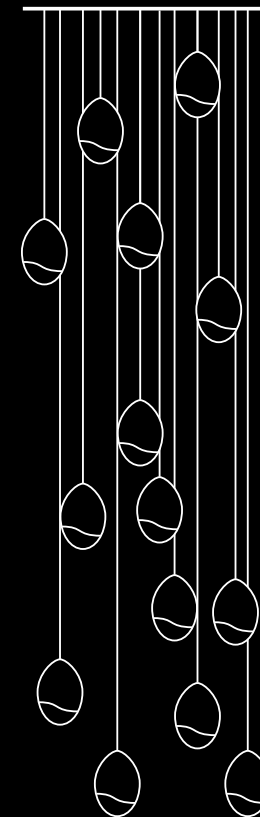
Regolazione Calate Shard

La Regolazione calate della collezione Shard offre tre opzioni disponibili: disposizione delle luci a spirale, disposizioni delle luci casuale, o disposizione tipo a plafoniera.


SPIRAL
display option

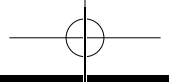


RANDOM
display option



HEIGHT
minimum





Shard Collection



MD17003025-21A CHR
UK



MD17003025-21A GOL
UK



MD17003025-12A CHR
UK




MD17003025-12A GOL
UK



MD17003025-1A CHR
UK



MD17003025-1A GOL
UK




MD17003025-13A GOL
UK



MD17003025-13A CHR
UK



MD17003025-5A GOL
UK



MD17003025-5A CHR
UK



ML17003025-3A CHR
UK



ML17003025-3A GOL
UK



MD17003025-7A GOL
UK



MD17003025-7A CHR
UK



MD17003025-3B GOL
UK



MD17003025-3B CHR
UK



MD17003025-20A CHR
UK



MD17003025-20A GOL
UK



MD17003025-12B CHR
UK



MD17003025-12B GOL
UK



MB17003025-2A CHR
UK



MB17003025-2A GOL
UK



MB17003025-1A CHR
UK



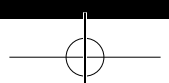
MB17003025-1A GOL
UK



MT17003025-3A CHR
UK



MT17003025-3A GOL
UK





Terrene / Golden Egg

The Illuminati Terrene / Golden Egg is a contemporary collection complete with organic bubbles infused within pressed glass, dual light source and finished in chrome with clear or gold with champagne bubble glass. The collection comprises of pendants, wall lights, floor and table lights.

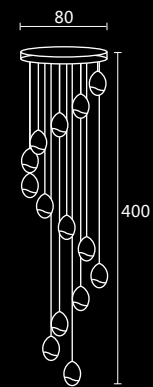
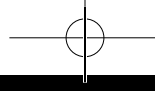
The Terrene / Golden Egg pendants have the ability to adjust each individual light vertically at any time, not just at point of installation.

Golden Egg / Terrene

Splendida collezione in vetro pulegoso rifinito a mano, con montatura in metallo cromato o dorato. La doppia illuminazione led, verso il basso per l'ambiente e verso l'alto per valorizzare la bellezza del vetro pulegoso, ne aumenta il pregio, mentre la grande scelta di montature, permetterà, anche alle persone più esigenti, di trovare agevolmente la propria composizione: sia con montatura in linea o rotonda, sia cromata o dorata. Tutti questi fattori fanno sì che Golden


Egg possa essere usata come grande composizione sia sul tavolo da pranzo che nella hall di un grande albergo, sia nella showroom che nella boutique.

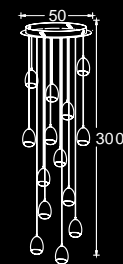




**Terrene / Golden Egg 20Lt
Round Pendant 4 Meter Drop
MD13003023-20A CHR**


LED 96W 4200LM 3000K
Dimmable
ø80xH400cm

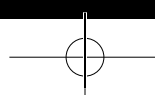
 Individual component
ø9xH14cm 4.8w
Requires 20

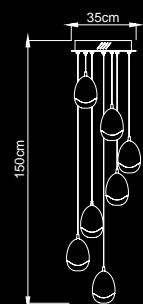
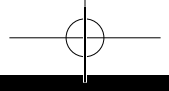


**Terrene / Golden Egg 14Lt Round Pendant
MD13003023-14A CHR & GLD**

LED 67.2W 2700LM 3000K
Dimmable
Φø50xH300cm

 Individual component
ø9xH14cm 4.8w
Requires 14

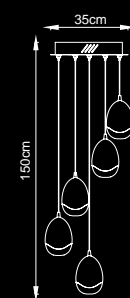





Terrene / Golden Egg 7Lt Round Pendant
MD13003023-7A CHR & GLD


LED 33.6W 1600LM 3000K
Dimmable
ø35xH150cm

Individual component
ø9xH14cm 4.8w
Requires 7

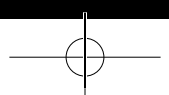


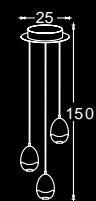
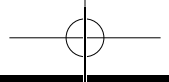
Terrene / Golden Egg 5Lt Round Pendant
MD13003023-5A CHR & GLD

LED 24W 1000LM 3000K
Dimmable
ø30xH150cm



Individual component
ø9xH14cm 4.8w
Requires 3

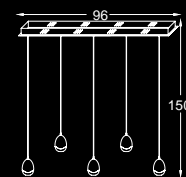





**Terrene / Golden Egg 3Lt Round Pendant
MD13003023-3A CHR & GLD**

LED 14.4W 800LM 3000K
Dimmable
ø25xH150cm


Individual component
ø9xH14cm 4.8w
Requires 3



**Terrene / Golden Egg 5Lt Bar Pendant
MD13003023-5B CHR & GLD**

LED 24W 1077LM 3000K
Dimmable
L96xW9xH150cm

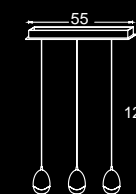
Individual component
ø9xH14cm 4.8w
Requires 5



**Terrene / Golden Egg 1Lt Pendant
MD13003023-1A CHR & GLD**

LED 4.8W 280LM 3000K
Non-Dimmable
ø12xH150cm

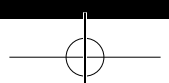
Individual component
ø9xH14cm 4.8w
Requires 1

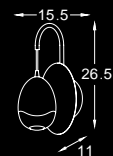
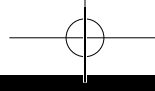


**Terrene / Golden Egg 3Lt Bar Pendant
MD13003023-3B CHR & GLD**

LED 14.4W 800LM 3000K
Dimmable
L55xW9xH120cm

Individual component
ø9xH14cm 4.8w
Requires 3





Terrene 1Lt Wall
MB13003023-1A CHR & GLD

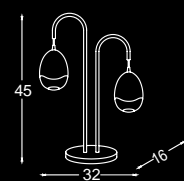
LED 4.8W 300LM 3000K
Non-Dimmable
L11xW15.5xH26.5cm

Adjustable Terrene

The adjustable pendant lights within the Terrene Collection offer three product options in one: Spiral arrangement of lights, random arrangement of lights, or held close to the ceiling plate where ceiling clearance height is a premium.

Regolazione Calate Terrene

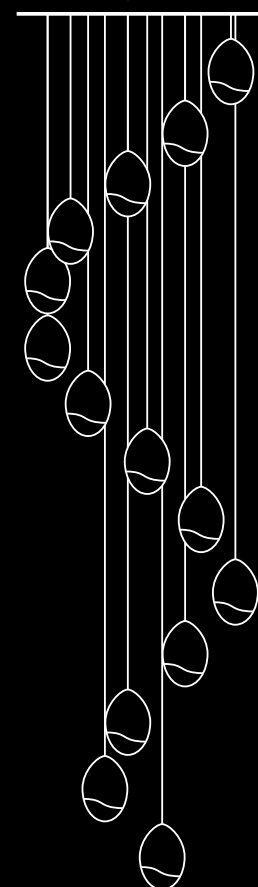
La Regolazione delle calate collezione Terrene offre tre opzioni disponibili: disposizione delle luci a spirale, disposizioni delle luci casuale, o disposizione tipo a plafoniera.




Terrene 2Lt Table
MT13003023-2A CHR & GLD

LED 9.6W 560LM 3000K
Non-Dimmable
L32xW16xH45cm


SPIRAL
display option

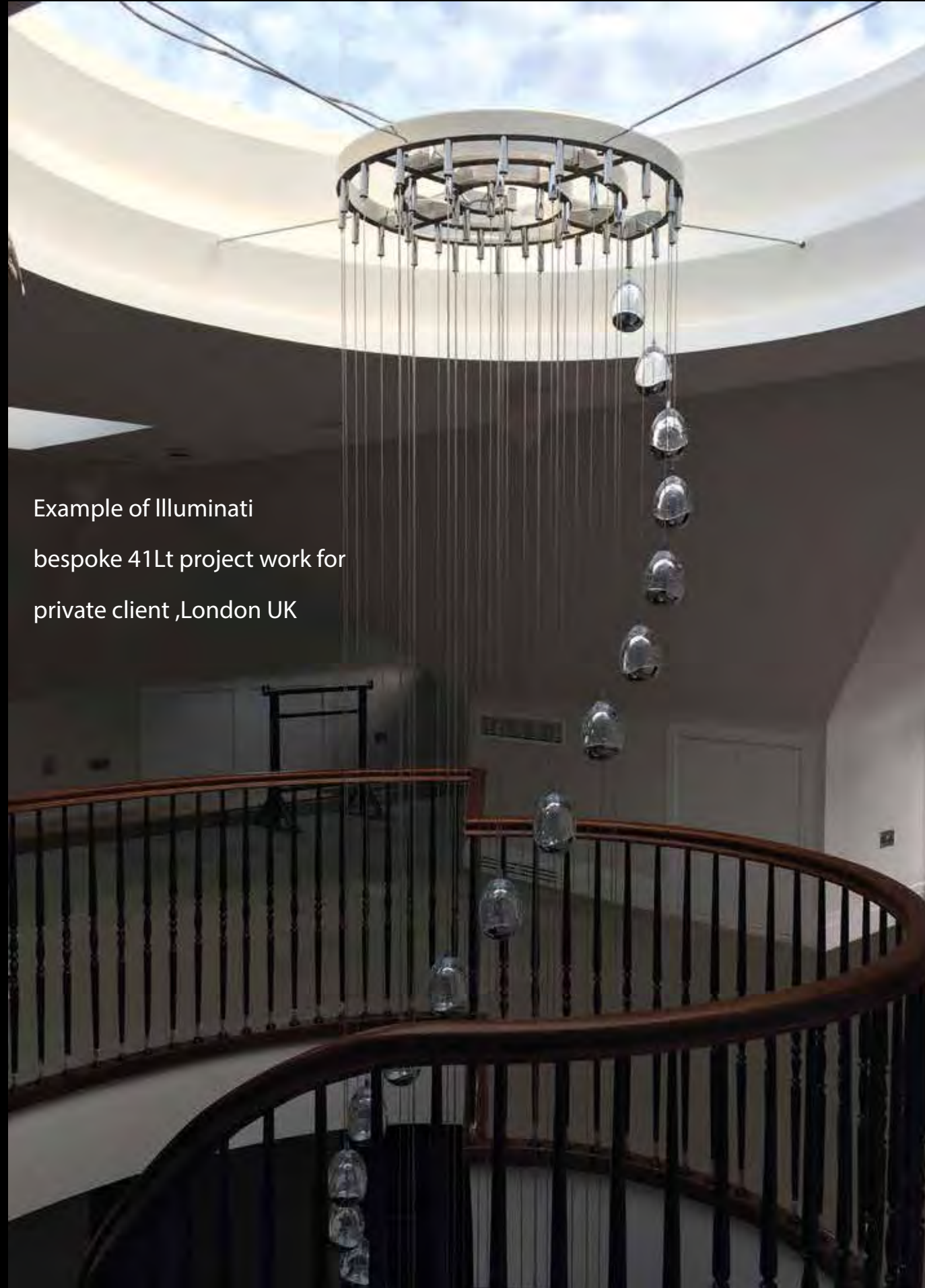
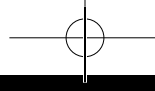


RANDOM
display option

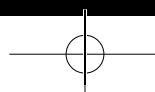


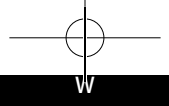
HEIGHT
minimum





Example of Illuminati
bespoke 41Lt project work for
private client ,London UK





Terrene Collection



MD13003023-14A GLD
UK Italy



MD13003023-14A CHR
UK Italy




MD13003023-7A CHR
UK Italy



MD13003023-7A CHR
UK Italy



MD13003023-20A CHR
UK




MD13003023-5B CHR
UK Italy




MD13003023-5B GLD
UK Italy



MD13003023-1A CHR
UK Italy




MD13003023-3B CHR
UK Italy



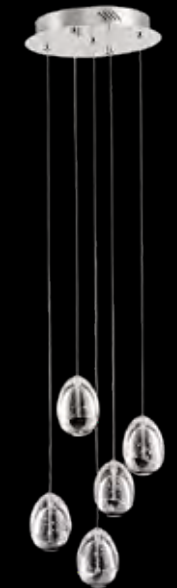
MD13003023-3B GLD
UK Italy



MD13003023-1A GLD
UK Italy



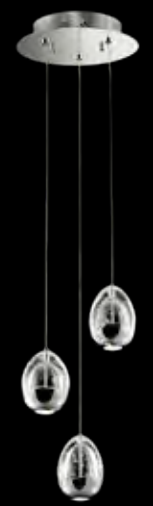
MD13003023-5A GLD
UK Italy



MD13003023-5A CHR
UK Italy



MD13003023-3A GLD
UK Italy



MD13003023-3A CHR
UK Italy



MB13003023-1A GLD
UK Italy



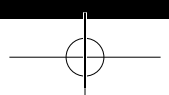
MB13003023-1A CHR
UK Italy

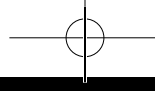


MT13003023-2A CHR
UK



MD13003023-2A GLD
UK





Chalice

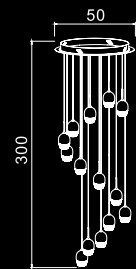
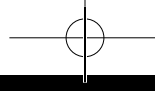
The Illuminati Chalice collection has been increased due to its popularity, the retro inspired, yet contemporary designed collection is finished in polished chrome.

The Chalice pendants have the ability to adjust each individual light vertically at any time, not just at point of installation.

Chalice

La collezione Chalice ha aumentato il suo successo in virtù del stile retrò del design, ritornato attuale. È rifinita in cromo lucido. Le calate della serie chalice possono essere in altezza, a piacere.





Chalice 14Lt Round Pendant
MD15030009-14A CHR

LED 50.4W 3200LM 3000K
Dimmable
ø50xH300cm

Individual component
ø9.5xH12cm 3.6w
Requires 14



Chalice 3Lt Round Pendant
Dimmable
MD15030009-3B CHR

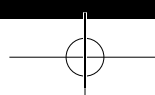
LED 10.8W 690LM 3000K
Dimmable
ø23xH150cm

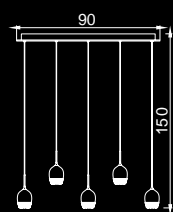
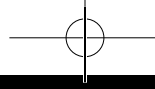
Individual component
ø9.5xH12cm 3.6w
Requires 3



Chalice Single Pendant
MD15030009-1A CHR

LED 3.6W 200LM 3000K
Non-Dimmable
ø12xH150cm



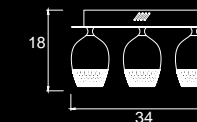


Chalice 5Lt Bar Pendant Dimmable
MD15030009-5A CHR

LED 18W 1100LM 3000K
Dimmable
90x9xH150cm

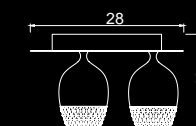


Individual component
ø9.5xH12cm 3.6w
Requires 5



Chalice 5Lt Flush
MX15030009-5A CHR

LED 18W 1100LM 3000K
Dimmable
ø34xH18cm

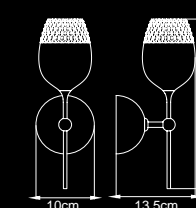


Chalice 3Lt Flush IP44
MX15030009-3A CHR

LED 10.8W 690LM 3000K
Dimmable
28xH18cm
IP44 Rated



IP44

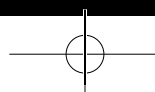


Chalice Single Wall IP44
MB15030009-1A CHR

LED 3.6W 200LM 3000K
Non-Dimmable
L13xW10xH29cm
IP44 Rated



IP44



Adjustable Chalice

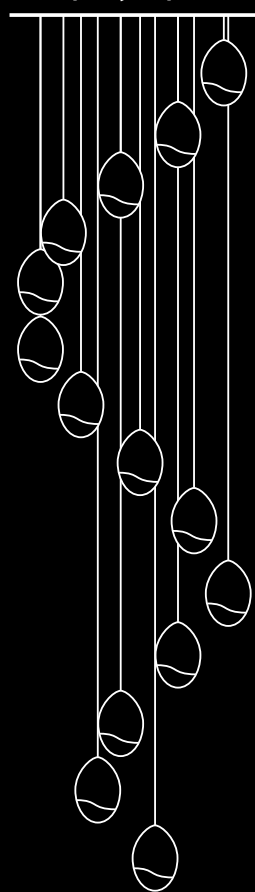
The adjustable pendant lights within the Chalice Collection offer three product options in one: Spiral arrangement of lights, random arrangement of lights, or held close to the ceiling plate where ceiling clearance height is a premium.

Regolazione Calate Chalice


La Regolazione calate della collezione Chalice offre tre opzioni disponibili: disposizione delle luci a spirale, disposizioni delle luci casuale, o disposizione tipo a plafoniera.

Chalice Collection


SPIRAL display option



RANDOM display option



HEIGHT minimum



MD15030009-14A CHR UK



MD15030009-3B CHR UK



MD15030009-5A CHR UK



MX15030009-5A CHR UK



MB15030009-1A CHR UK



MX15030009-3A CHR UK



MD15030009-1A CHR UK

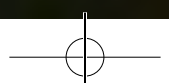


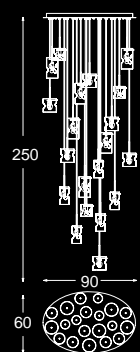

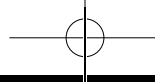
Venus

The Illuminati Venus collection has been increased due to its popularity. The glass tube diffusers are hand crafted from molten glass and elegantly finished in Champaign and Multi colour translucent. The collection comprises of Pendants, wall lights, and table lights.

Venus

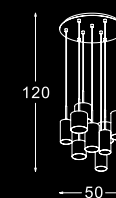
*Collezione di vetro soffiato e lavorato a mano, in boro silicato. Elegante e luminosa, che sia in multi color, con cristalli multicolore fusi, o nella calda variante champagne, Pirex si adatta ad una grande varietà di interpretazioni. Nella casa è ideale in salotto come nella sala da pranzo, ma la si può usare in cucina, in corridoio, in bagno e, perché no, in camera da letto. Pirex arreda e illumina qualsiasi locale o showroom, come pure una stanza d'hotel, un ristorante, ecc.
Collezione di vetro soffiato e lavorato a mano, in boro silicato.*





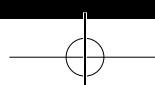
Venus 20Lt Pendant
MD13028079-20A Multi & Champ

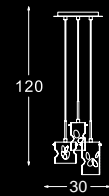

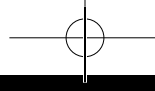
G9 20×3W LED
Dimmable Bulb Not Included
L90×W60×H250 cm



Venus 9Lt Pendant
MD13028079-9B Multi & Champ

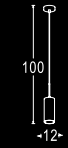
G9 9×3W (Not Included)
Dimmable
ø50×H120 cm





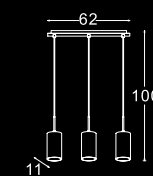
Venus 3Lt Round Pendant
MD13028079-3B Multi & Champ

G9 3x3W LED (Not Included)
Dimmable
ø30x H120 cm



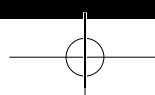
Venus 1Lt Pendant
MD13028079-1A Multi & Champ

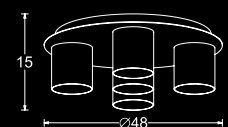
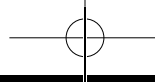
G9 3W LED (Not Included)
Dimmable
ø12xH100 cm



Venus 3Lt Pendant
MD13028079-3A Multi & Champ

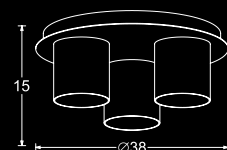
G9 3x3W LED (Not Included)
Dimmable
L62xW11xH100cm





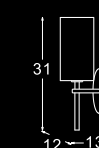
Venus 5Lt Flush
MX13028079-5B Multi & Champ

G9 5x3WLED (Not Included)
Dimmable
ø48xH15 cm



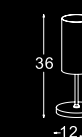
Venus 3Lt Flush
MX13028079-3B Multi & Champ

G9 3x3W LED (Not Included)
Dimmable
ø38xH15 cm



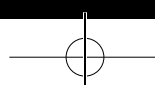
Venus 1Lt Wall
MB13028079-1A Multi & Champ

G9 3W LED (Not Included)
Dimmable
L13 xW12xH31cm



Venus 1Lt table
MT13028079-1A Multi & Champ

G9 3W LED (Not Included)
Dimmable
ø12.5xH36cm



Venus Collection



MD13028079-20A MULTI
UK



MD13028079-20A CHAMP
UK



MD13028079-9B CHAMP
UK



MD13028079-9B MULTI
UK



MX13028079-5B MULTI
UK



MX13028079-5B CHAMP
UK




MX13028079-3B MULTI
UK



MX13028079-3B CHAMP
UK



MD13028079-3A MULTI
UK



MD13028079-3A CHAMP
UK



MD13028079-3B MULTI
UK



MD13028079-3B CHAMP
UK



MD13028079-1A MULTI
UK



MD13028079-1A CHAMP
UK



MB13028079-1A MULTI
UK



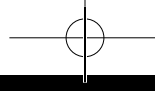
MB13028079-1A CHAMP
UK



MT13028079-1A MULTI
UK



MT13028079-1A CHAMP
UK



Jewel

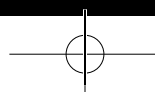
The Illuminati Jewel collection has been increased due to its popularity. Jewel is an elegant and contemporary collection, finished in chrome complemented by a diamond dust effect diffuser.


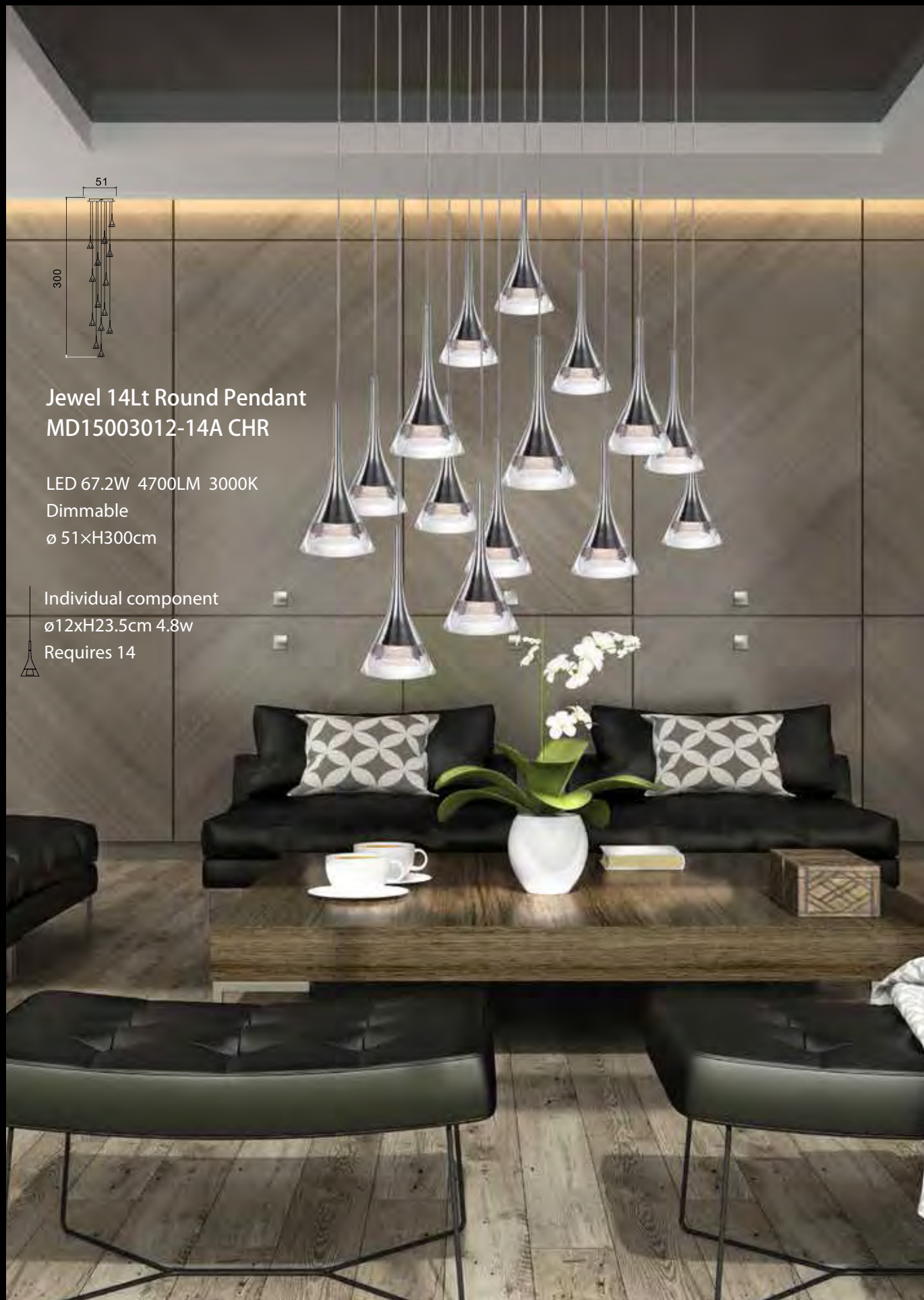
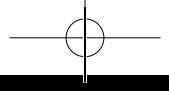
Each pendant has the ability to adjust each individual light vertically at any time, not just at the point of installation.

Jewel

Collezione di lampade in un bellissimo vetro, lavorato e lucidato a mano, abbinato ad una montatura in metallo cromato, che ne esalta la silhouette, e che ben si adatta, nella molteplicità delle scelte, ad interpretare e personalizzare qualsiasi ambiente: tipo salotti, cucine, camere da letto, bagni. Ma Gioiello, con le sue belle e importanti composizioni ben si presta anche ad illuminare nel pubblico: showroom, negozi, studi, hotel, ristoranti, ecc, ecc.

Collezione in vetro lavorato a mano e metallo cromato.

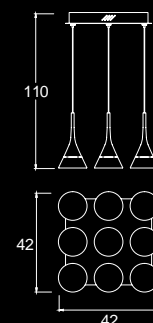




Jewel 14Lt Round Pendant
MD15003012-14A CHR

LED 67.2W 4700LM 3000K
Dimmable
ø 51xH300cm

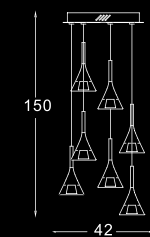
Individual component
ø12xH23.5cm 4.8w
Requires 14



Jewel 9Lt Pendant
MD15003012-9A CHR

LED 43.2W 3000LM 3000K
Dimmable
L42xW42xH110 cm

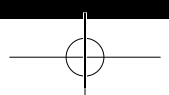
Individual component
ø12xH23.5cm 4.8w
Requires 9



Jewel 7Lt Round Pendant
MD15003012-7A CHR

LED 33.6W 2352LM 3000K
Dimmable
ø42xH150 cm

Individual component
ø12xH23.5cm 4.8w
Requires 7





**Jewel 5Lt Round Pendant
MD15003012-5A CHR**

LED 30W 1800LM 3000K
Dimmable
ø 42xH150 cm

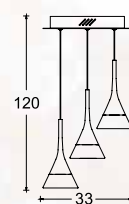
Individual component
ø12xH23.5cm 4.8w
Requires 5



**Jewel 3Lt Round Pendant
MD15003012-3B CHR**

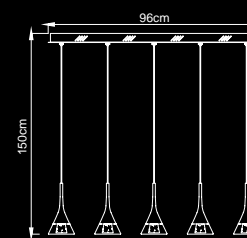
LED 14.4W 1000LM 3000K
Dimmable
ø 33xH120 cm

Individual component
ø12xH23.5cm 4.8w
Requires 3



**Jewel 5Lt Bar Pendant
MD15003012-5B CHR**

LED 24W 1680LM 3000K
Dimmable
L96 xW12xH150 cm



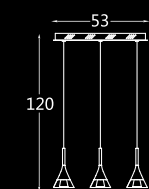
**Jewel Single Pendant
MD15003012-1A CHR**

LED 4.8W 336LM 3000K
Non-dimmable
ø12xH120 cm



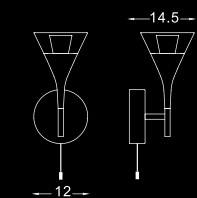
**Jewel 3Lt Bar Pendant
MD15003012-3A CHR**

LED 14.4W 1008LM 3000K
Dimmable
L53xW12 xH120 cm



**Jewel Single Wall IP44
MB15003012-1A CHR**

LED 4.8W 336LM 3000K
Non-dimmable
L12xW14.5xH25 cm
IP44 Rated



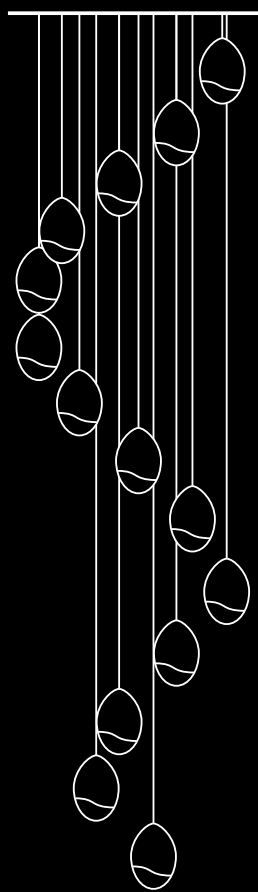
Adjustable Jewel

The adjustable pendant lights within the Jewel Collection offer three product options in one: Spiral arrangement of lights, random arrangement of lights, or held close to the ceiling plate where ceiling clearance height is a premium.


Regolazione Calate Jewel

La Regolazione calate della collezione Jewel offre tre opzioni disponibill: disposizione delle luci a spirale, disposizioni delle luci casuale, o disposizione tipo a plafoniera.


SPIRAL display option



RANDOM display option



HEIGHT minimum



MD15003012-14A CHR
UK



MD15003012-9A CHR
UK

Jewel Collection




MD15003012-7A CHR
UK Italy



MD15003012-5A CHR
Italy



MD15003012-3A CHR
UK Italy



MD15003012-5B CHR
UK Italy



MD15003012-3B CHR
UK Italy



MB15003012-1A CHR
UK Italy



MD15003012-1A CHR
UK



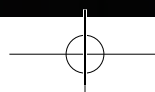
Mio

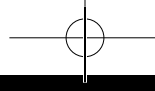
Clear and grey glass spheres, the clear glass is infused with diamond dust effect. Finished in Chrome and Bronze.

The Mio pendants have the ability to adjust each individual light vertically at any time, not just at point of installation.

Mio

Collezione di sospensioni in alluminio con diffusore lenticolare in vetro e gel solidificato. Finiture in oro satinato e nickel spazzolato. Dimmerabile.





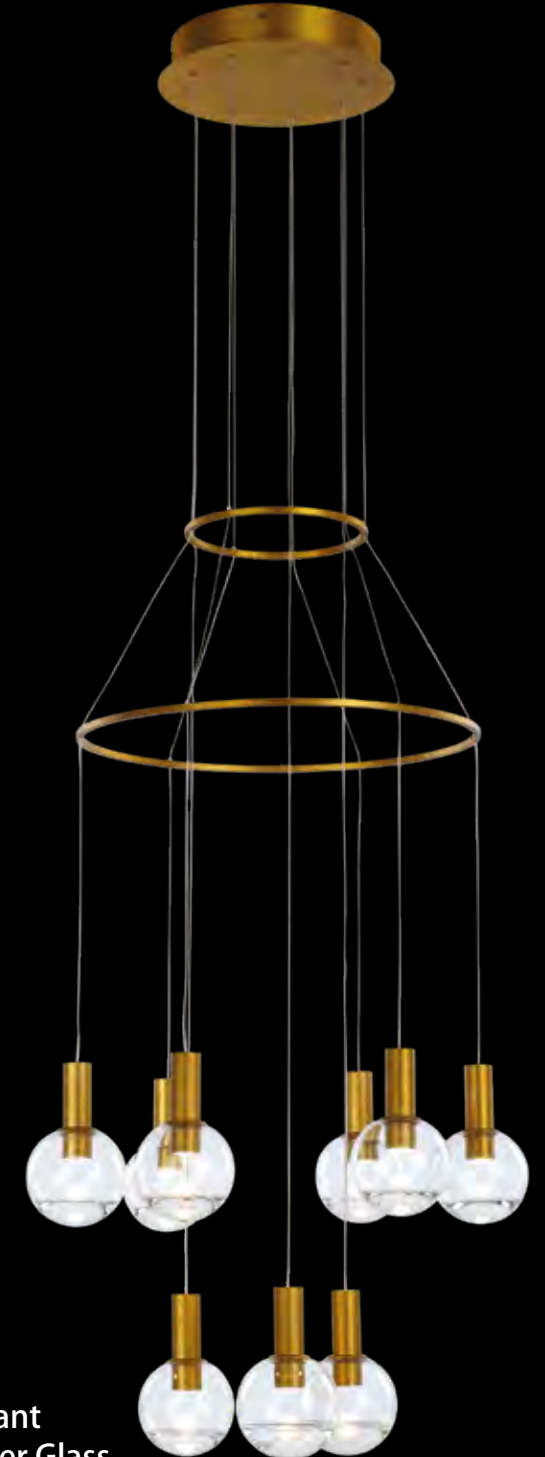
Mio 9Lt Round Pendant
Satin Nickel with Clear Glitter Glass
MD17012002-9A SN/CLR

LED 27W 2400LM 3000K
 Dimmable
 ø52xH150 cm



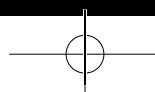
Mio 9Lt Round Pendant
Satin Nick with Grey Glass
MD17012002-9A SN/GRY

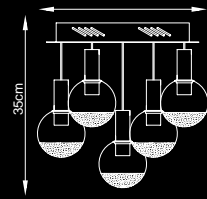
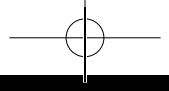
LED 27W 2400LM 3000K
 Dimmable
 ø52xH150 cm



Mio 9Lt Round Pendant
Brass with Clear Glitter Glass
MD17012002-9A BRS/CLR

LED 27W 2400LM 3000K
 Dimmable
 ø52xH150 cm





Mio 7Lt Flush
Brass With Clear Glitter Glass
MX17012002-7A BRS/CLR

LED 21W 1400LM 3000K
Dimmable
ø32xH35 cm

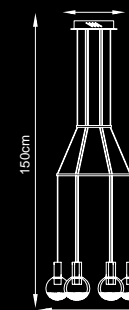
Both Products Also
Available in Satin Nickel
with Clear Glitter Glass

Satin Nickel and Grey
Glass



Mio 7Lt Adjustable Pendant Brass
With Clear Glitter Glass
MD17012002-7A BRS/CLR

LED 21W 1400LM 3000K
Dimmable
ø32xH35 cm

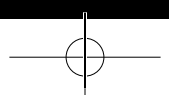


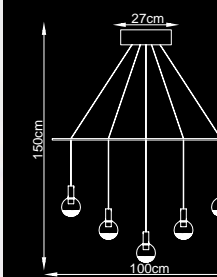
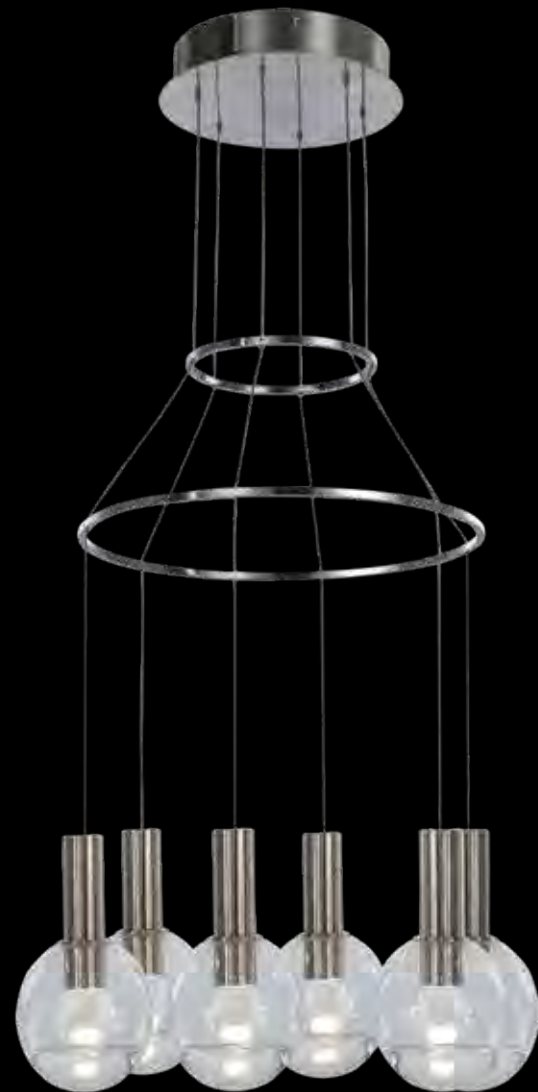
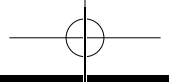
Mio 6Lt Round Pendant
Satin Nickel With Grey Glass
MD17012002-6A SN/GRY

LED 18W 1200LM 3000K
Dimmable
ø41.2xH150 cm

Both Products Also
Available in Brass with
Clear Glitter Glass

Satin Nickel and Clear
Glitter Glass



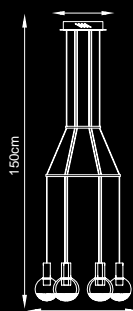


Mio 5Lt Bar Pendant
Brass With Clear Glitter Glass
MD17012002-5B BRS/CLR

LED 15W 1000LM 3000K
Dimmable
L100xW27xH150 cm

Both Products Also
Available in Satin Nickel
with Clear Glitter Glass

Satin Nickel and Grey
Glass




Mio 6Lt Round Pendant
Brass with Clear Glitter Glass
MD17012002-6A BRS/CLR

LED 18W 1200LM 3000K
Dimmable
ø41.2xH150 cm

Mio 6Lt Round Pendant
Satin Nickel With Clear Glitter Glass
MD17012002-6A SN/CLR

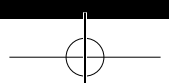
LED 18W 1200LM 3000K
Dimmable
ø40xH150 cm

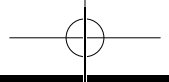


Mio Single Pendant
Satin Nickel & Brass With Clear
Glitter Glass
MD17012002-1A

LED 3W 200LM 3000K
Non-Dimmable
ø6xH120 cm

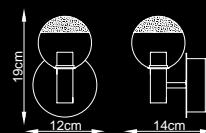
Also Available in
Satin Nickel and Grey
Glass





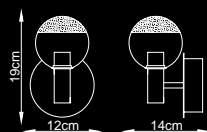
Mio Wall
Satin Nickel With Grey Glass
MB17012002-1A SN/GRY

LED 3W 200LM 3000K
Non-Dimmable
L14x W10 x H18cm



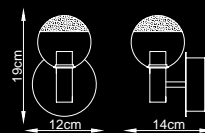
Mio Wall
Brass With Clear Glitter Glass
MB17012002-1A BRS

LED 3W 200LM 3000K
Non-Dimmable
L14xW10xH18cm

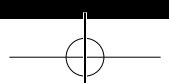
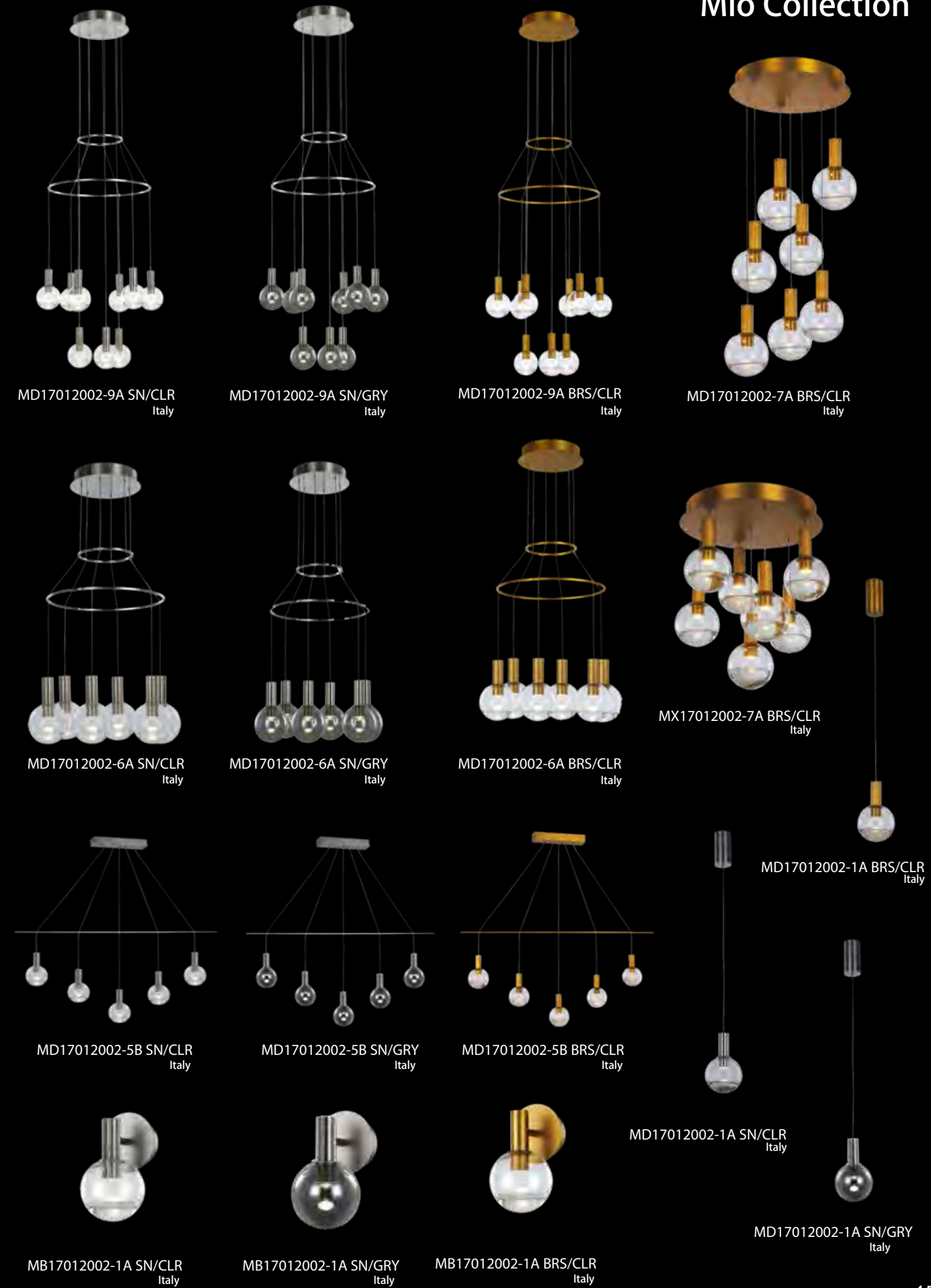


Mio Wall
Satin Nickel With Clear Glitter Glass
MB17012002-1A SN

LED 3W 200LM 3000K
Non-Dimmable
L14xW10xH18cm



Mio Collection





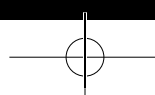
Eclipse / Atomo

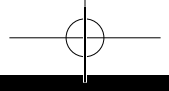
The Illuminati Eclipse collection contains a glamorous collection of spherical design, complemented by crushed crystal diffusers finished in chrome and copper. The collection comprises of pendants, wall lights, floor and table lights.

Each pendant has the ability to adjust each individual light vertically at any time, not just at the point of installation.

Atomo / Eclipse

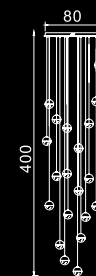
Moderna e pacevole collezione in metallo cromo o laccato bianco, con diffusore in cristallo a granello, eccezionale nell'esaltare il fascio luminoso del led. Declinato in un'ampia scelta di modelli, Atomo permette di poter arredare con diverse soluzioni illuminotecniche. Da sola o in composizione, Atomo riuscirà a dare quel tocco di originalità provvedendo ad illuminare, con la sua bellissima luce, ogni ambiente casa, come pure tantissimi ambienti contract e rendendo il tutto unico ed esclusivo. Nel caso di grandi superfici, previo preventivo, è possibile realizzare grandi composizioni su progetto.





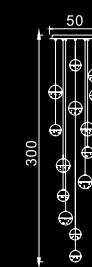
Eclipse / Atomo 27Lt Pendant
MD14003057-27A CHR, CPR & BRS

LED 136.8W 6000LM 3000K
Dimmable
ø850xH250cm



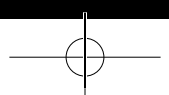
Eclipse / Atomo 20Lt Pendant 4M
MD14003057-20A CHR

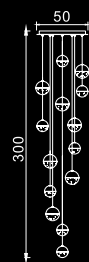


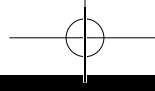
LED 96W 5600LM 3000K
Dimmable
ø80xH400cm



Eclipse / Atomo 14Lt Pendant 3M
MD14003057-14A CHR, CPR & BRS

LED 67.2W 4000LM 3000K
Dimmable
ø50xH300cm





Eclipse / Atomo 14Lt Pendant 3M
MD14003057-14A CHR & CPR

LED 67.2W 4000LM 3000K
Dimmable
ø50xH300cm

Individual component

ø 10cm 3.6w

ø 12cm 4.8w

Requires 7 Each

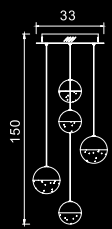
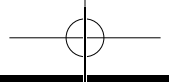


Eclipse / Atomo 9Lt Round Pendant Mix
MD14003057-9A MIX

LED 54W (3x 9.6W, 3X4.8W, 3X3.6W)
3240 LM, 3000K, Dimmable
ø 50 x 150cm

Eclipse / Atomo 14Lt Round Pendant Mix
MD14003057-14B MIX

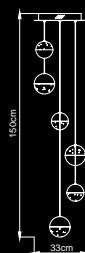

LED 80.4W (6x 9.6W, 4X4.8W, 4X3.6W)
4824 LM, 3000K, Dimmable
ø 60 x 300cm



**Eclipse / Atomo 5Lt Pendant
MD14003057-5A CHR & CPR**

LED 24W 1440LM 3000K
Dimmable
ø33xH150cm

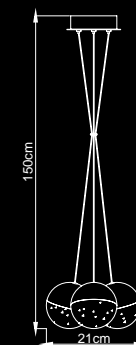
Individual component
ø 10cm 4.8w
ø 12cm 4.8w
Requires 2 Large, 3 small



**Eclipse / Atomo 6Lt Pendant
MD14003057-6A CHR**

LED 28.8W 1440LM 3000K
Non-Dimmable
ø33xH150cm

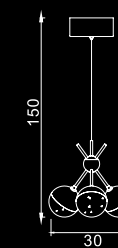

Individual component
ø 10cm 4.8w
ø 12cm 4.8w
Requires 4 Large, 2 Small



**Eclipse / Atomo 3Lt Round Pendant
MD14003057-3C CHR**

LED 14.4W 720LM 3000K
Non-Dimmable
ø21xH150cm

Individual component
ø 12cm 4.8w
Requires 3

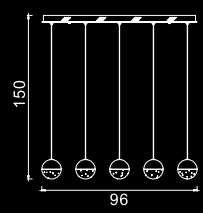
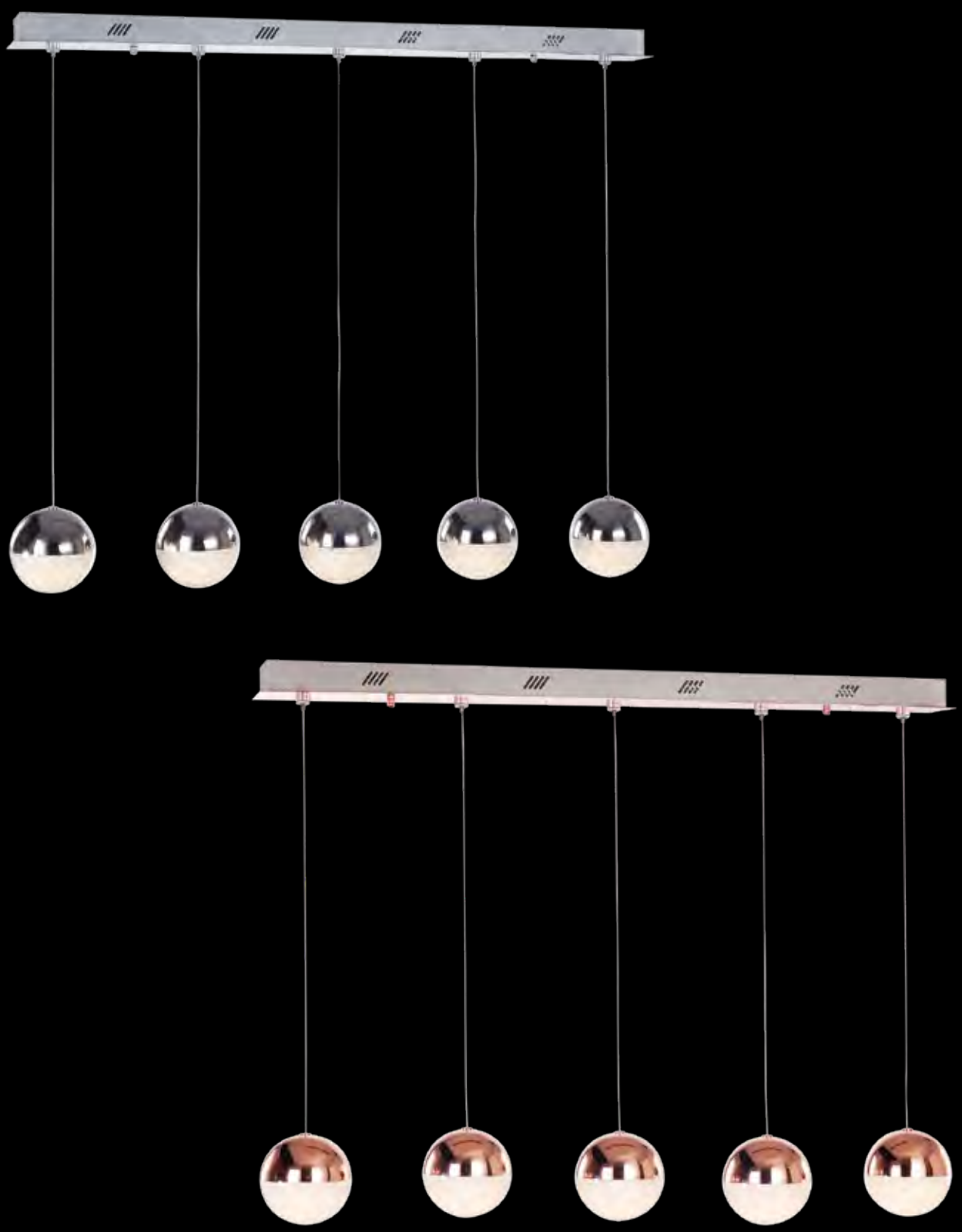
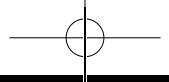


**Eclipse / Atomo 3Lt Cluster Semi-Flush
MD14003057-3B CHR & CPR**

LED 14.4W 840LM 3000K
Dimmable
ø30xH150cm

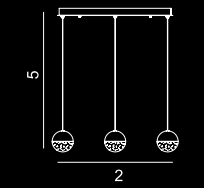

Individual component
ø 10cm 4.8w
Requires 3





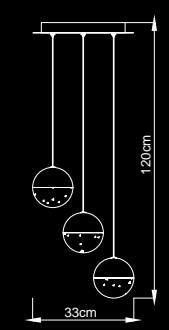
Eclipse / Atomo 5Lt Bar Pendant
MD14003057-5D CHR & CPR
LED 24W 1440LM 3000K
Dimmable
L96xW12xH150cm

Individual component
ø 12cm 4.8w
Requires 5



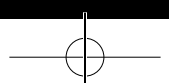
Eclipse / Atomo 3Lt Bar Pendant
MD14003057-3D CHR & CPR
LED 14.4W 840LM 3000K
Dimmable
L72xW12xH150cm

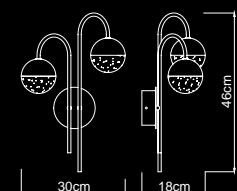
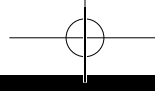
Individual component
ø 12cm 4.8w
Requires 3



Eclipse / Atomo 3Lt Round Pendant
MD14003057-3A CHR
LED 14.4W 720LM 3000K
Non-Dimmable
ø33xH150cm


Individual component
ø 12cm 4.8w
Requires 3





Eclipse / Atomo 2Lt Wall MB14003057-2A CHR

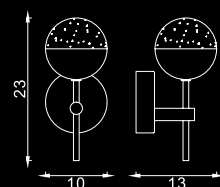
LED 14.4W 8400LM 3000k
Non-Dimmable
ø25 x H46cm



Eclipse / Atomo 1Lt Pendant MD14003057-1A CHR & CPR

LED 4.8W 280LM 3000K
Non-Dimmable
ø12xH150cm

Individual component
ø 12cm 4.8w
Requires 1



Eclipse / Atomo 1Lt Wall MB14003057-1A CHR & CPR

LED 4.8W 280LM 3000k
Non-Dimmable
L10 x W13 x H23cm


Adjustable Eclipse / Atomo

The adjustable pendant lights within the Eclipse Collection offer three product options in one: Spiral arrangement of lights, random arrangement of lights, or held close to the ceiling plate where ceiling clearance height is a premium.

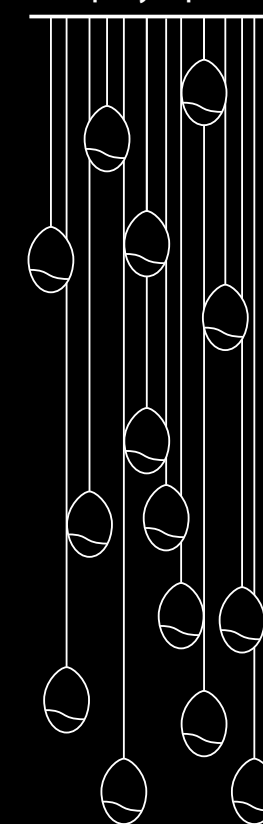
Regolazione Calate Eclipse / Atomo

La Regolazione calate della collezione Eclipse / Atomo offre tre opzioni disponibili: disposizione delle luci a spirale, disposizioni delle luci casuale, o disposizione tipo a plafoniera.

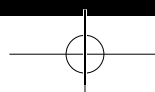

SPIRAL display option



RANDOM display option



HEIGHT minimum



Eclipse Collection



MD14003057-20A CHR
UK



MD14003057-14A CHR, CPR & BRS
Italy



MD14003057-14A CHR
UK



MD14003057-14A CPR
UK



MD14003057-14B MIX
UK Italy



MD14003057-9A MIX
UK Italy



MD14003057-6A CHR
Italy




MD14003057-5A CHR
UK Italy



MD14003057-5A CPR
UK Italy




MD14003057-3C CHR
Italy




MD14003057-3B CHR
UK



MD14003057-3B CPR
UK




MD14003057-1A CHR
UK Italy



MD14003057-1A CPR
UK



MD14003057-3D CPR
UK



MD14003057-5D CHR
UK Italy




MD14003057-3A CHR
UK Italy



MB14003057-2A CHR
Italy



MD14003057-3D CHR
UK Italy




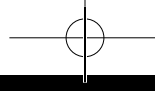
MD14003057-5D CPR
UK



MB14003057-1A CHR
UK Italy



MB14003057-1A CPR
UK



Quartz

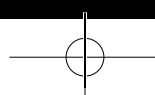
The Illuminati Quartz collection is a contemporary inspired design, combining polished chrome with crushed crystals.

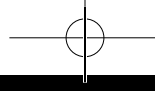
The Quartz collection exudes both cutting edge design, coupled with refined glamour.

The pendants have the ability to adjust each individual light vertically at any time, not just at the point of installation

Quartz

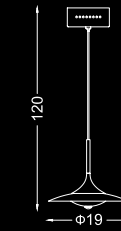

La collezione Quartz di Illuminati è ispirata da un design contemporaneo che combina finiture in cromo lucido e frammenti di cristallo.





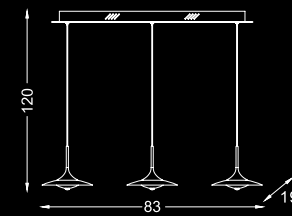
Quartz Flush IP44 Dimmable
MX14003060-1A IP44

LED 21W 1260LM 3000K
Dimmable
ø40xH12cm
IP44 Rated



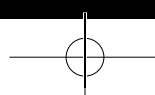
Quartz Single Pendant
MD14003060-1A

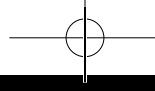
LED 4.2W 252LM 3000K
Non-dimmable
ø19xH120cm
Adjustable Height



Quartz 3Lt Pendant
MD14003060-3A

LED 12.6W 756LM 3000K
Dimmable
L83xW19xH120cm





Cerchio / Tiffany

The Illuminati Cerchio collection has been increased due to its popularity.

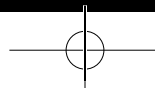
Cerchio is made up from polished chrome and crushed crystals.

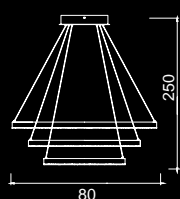
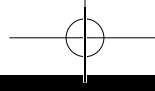
A contemporary Collection with a touch of glamour.

The pendants offer the versatility of each individual ring being able to be fully adjusted, offering various design or format opportunities when installing.

Tiffany / Cerchio

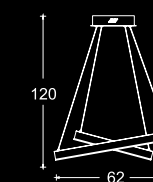
Una collezione pass-par-tout. Ottima collocazione nello stile come nell'elegante. Pensata proprio con questa finalità, Tiffany, grazie alla finitura in cromo e al diffusore in cristallo a granelli, si presta ad una serie infinita di interpretazioni. Dalla camera alla sala da pranzo, dal salotto allo studio, si tratti di casa o di hotel o ristorante. E, perché no?, in un lounge bar, un brand shop, una showroom? Collezione di lampade in metallo cromato, con diffusore in cristallo a granelli.






Cerchio / Tiffany Triple Ring Pendant
MD15030005-3A

LED 90W 7200LM 3000K
Dimmable
ø80xH250cm



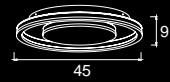
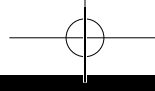
Cerchio / Tiffany 2Lt Pendant
MD15030005-2A

LED 54W 2500LM 3000K
Dimmable
ø62xH120cm



Cerchio / Tiffany Single Pendant
MD15030005-1A

LED 28W 1690LM 3000K
Non-dimmable
ø45xH150cm



Cerchio / Tiffany Medium Flush
MX15030005-2B

LED 45.6W 2100LM 3000K
Non-dimmable
ø45×H9cm



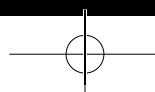
Cerchio / Tiffany Small Flush
MX15030005-2A

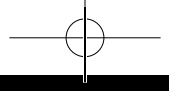
LED 35.4W 1690LM 3000K
Non-dimmable
ø36×H7.8cm



Cerchio Flush Round Dimmable
MX15030006-1A

LED 28.8W 1380LM 3000K
Dimmable
ø40×H9cm






Cerchio / Tiffany Collection



MD15030005-3A CHR
UK



MD15030005-2A CHR
UK Italy



MD15030005-1A CHR
UK Italy




MX15030006-2B CHR
Italy



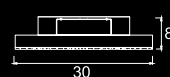
MX15030006-1A CHR
UK



MX15030006-2A CHR
Italy

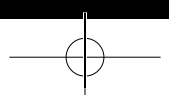


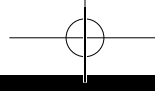
MX15030004-1C CHR
UK



Cerchio Flush Square IP44
MX15030004-1C

LED 14.4W 900LM 3000K
Dimmable
L30xW30xH8cm



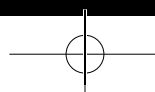


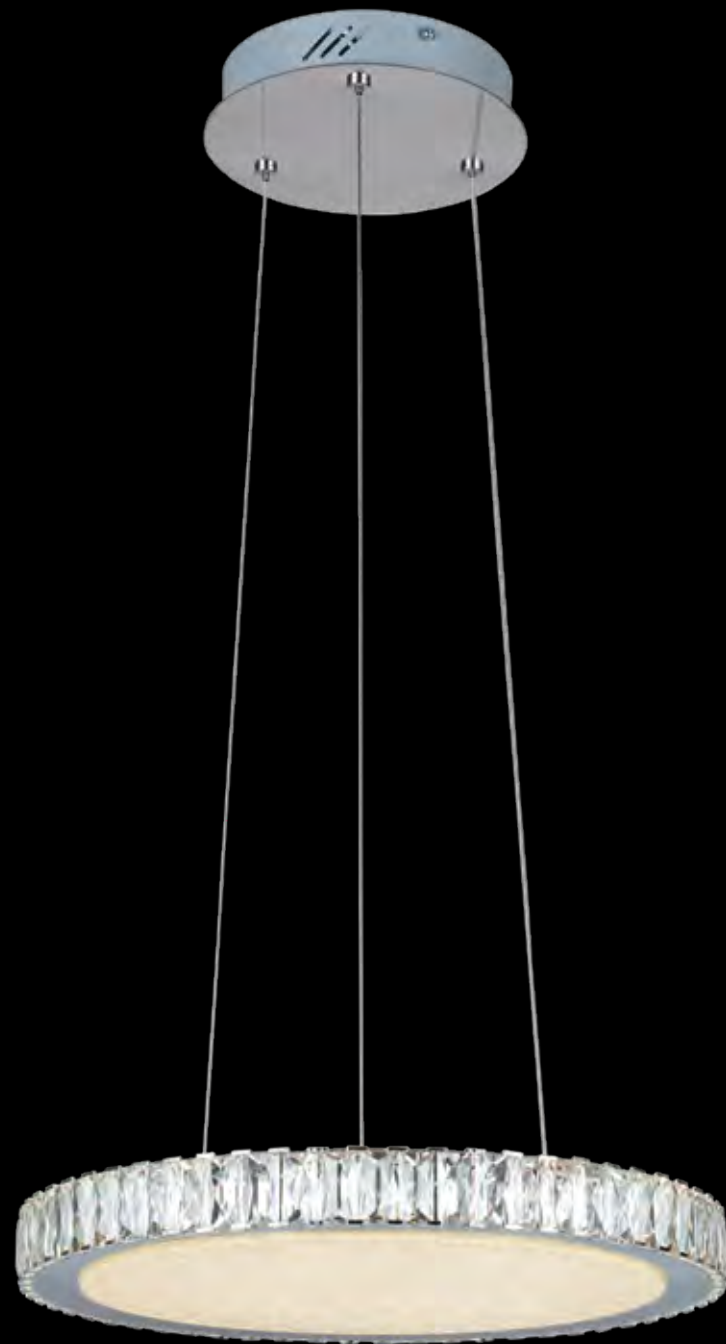
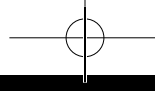
Favola

An opulent combination of crushed crystals and K9 faceted cut crystals.

Favola

Raffinata, elegante, quasi snob. Così si presenta FAVOLA, una collezione di lampade in metallo cromato, con cristalli a baguette e diffusore in metacrilato granulare. Ideale per una casa raffinata come per il locale più chic, Favola può ulteriormente impreziosire una cucina di design, un bagno sofisticato. D'altronde, bella è bella. Proprio una Favola. Perché non pensarla anche nell'illuminare negozi, showroom, studi, ma anche camere d'hotel, sale ristorante.





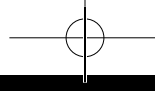
Favola Single Pendant
MD16030030-1B

LED 40W 3000LM 3000K
Non-Dimmable
L40cm×H120cm




Favola Round Large Flush
MX16030030-1B

LED 40W 3000LM 3000K
Non-Dimmable
L40cm×H9cm



Favola Collection



MX16030030-1B CHR & CLR
Italy

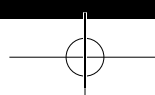
MD16030030-1B CHR & CLR
Italy

MX16030030-1C CHR & CLR
Italy



Favola Square Small Flush
MX16030030-1C

LED 18W 800LM 3000K
Non-Dimmable
L21xH8cm





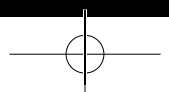
Glacier

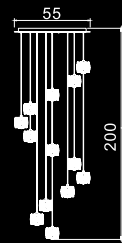
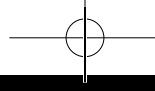
The Illuminati Glacier collection boasts prestigious cut crystals, finished in polished chrome.

The pendant shown have the ability to adjust each individual light vertically at any time, not just at point of installation.

Glacier

La collezione Glacier di Illuminati annovera il prestigio del cristallo finemente lavorato alla finitura in cromo lucido. La sospensione diffonde la luce in ogni direzione.

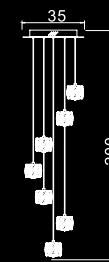




**Glacier 13Lt Round Pendant
MD15030039-13A**

LED 46.8W 2990LM 3000K
Dimmable
ø55xH200cm

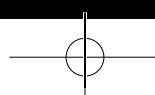
Individual component
ø8xH8cm 3.6w
Requires 13

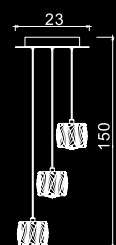
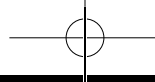


**Glacier 7Lt Round Pendant
MD15030039-7A**

LED 25.2W 1200LM 3000K
Dimmable
ø35xH200cm

Individual component
ø8xH8cm 3.6w
Requires 7






**Glacier 3Lt Round Pendant
MD15030039-3A**

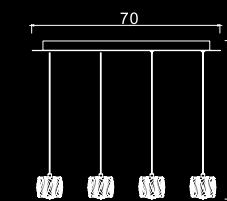
LED 10.8W 690LM 3000K
Dimmable
ø23xH150cm

Individual component
ø8xH8cm 3.6w
Requires 3



**Glacier Single Pendant
MD15030039-1A**

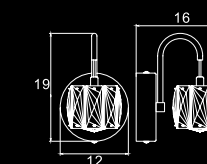

LED 3.6W 200LM 3000K
Non-Dimmable
ø12xH150cm



**Glacier 4Lt Bar Pendant
MD15030039-4A**

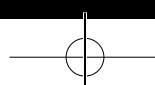
LED 14.4W 900LM 3000K
Dimmable
L70xW10xH150cm

Individual component
ø8xH8cm 3.6w
Requires 4



**Glacier Wall Light
MB15030039-1A**

LED 3.6W 200LM 3000K
Non-Dimmable
L12xW16xH19cm



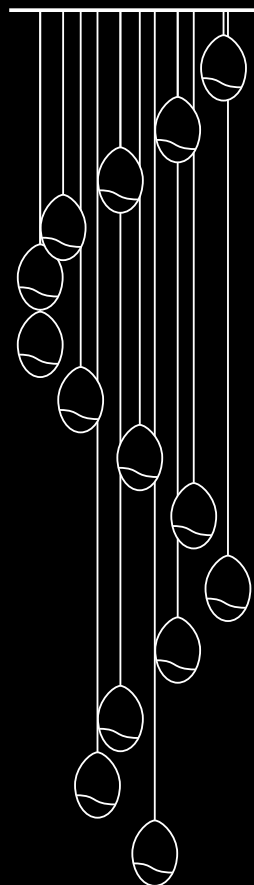
Adjustable Glacier

The adjustable pendant lights within the Glacier Collection offer various product options in one: Spiral arrangement of lights, random warrangement of lights, or held close to the ceiling plate where ceiling clearance height is a premium. Each individual light component can be adjusted vertically—even after the product has been installed.


Regolazione Calate Glacier

La Regolazione calate della collezione Glacier offre tre opzioni disponibill: disposizione delle luci a spirale, disposizioni delle luci casuale, o disposizione tipo a plafoniera.


SPIRAL
display option



RANDOM
display option



HEIGHT
minimum



Glacier Collection




MD15030039-13A
UK



MD15030039-7A
UK



MD15030039-3A
UK



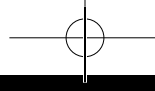
MD15030039-4A
UK



MD15030039-1A
UK



MB15030039-1A
UK



Aisha

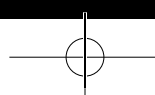
The Illuminati Aisha is a Luxurious Collection of finely cut crystals mounted to a polished chrome frame.

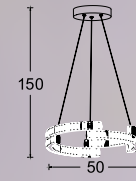
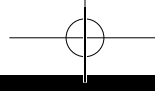
The Eternity pendants shown provide luxury and glamour combined with a feature ring to complement its design.

Aisha

Bella. Elegante. Luminosa. Questa è Aisha. Una collezione di due sospensioni con dei l'uminosissimi cristalli. Una lampada di cui ti innamori al primo sguardo. Curata nei minimi particolari, Aisha potrà valorizzare ulteriormente sia l'arredamento in stile più elegante che quello moderno e di design più esigente. Ma saprà attirare tutti gli sguardi anche nel ristorante stellato, nella sala da esclusiva, nella showroom di moda.

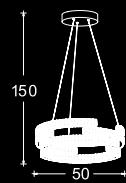
Nella sua bellezza, Aisha, la puoi apprezzare sopra un tavolo di una sala o nella hall di un hotel.





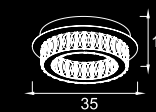
Aisha Pendant 2 Tiers
MD15006054-1A

Available in 3000K & 4000K
LED 48W 4000LM
Non-dimmable
ø50×H150cm



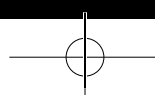
Aisha Pendant 3 Tiers
MD15006054-1B

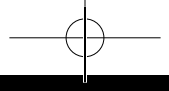
Available in 3000K & 4000K
LED 72W 5500LM
Non-dimmable
ø50×H150cm



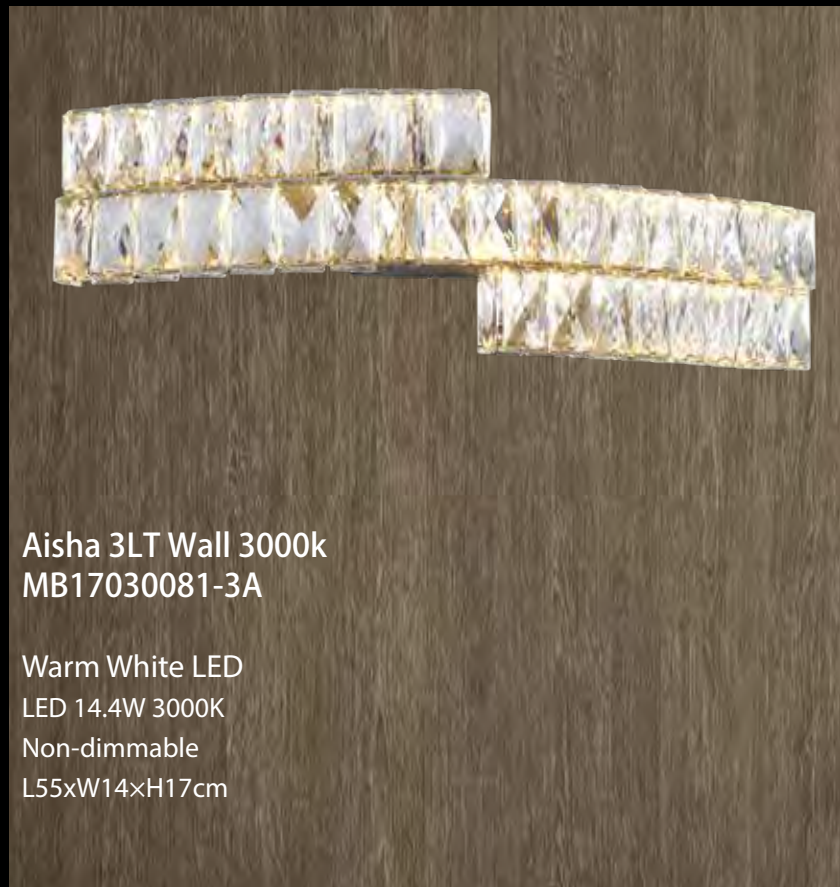
Aisha Flush
MX15006054-1A

LED 21.6W 1800LM 3000K
Dimmable
ø35×H11cm



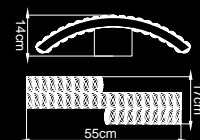


Eternity / Aisha Collection



Aisha 3LT Wall 3000k
MB17030081-3A

Warm White LED
LED 14.4W 3000K
Non-dimmable
L55xW14xH17cm



Aisha 3LT Wall 4000k
MB17030081-3A

Cool White LED
LED 14.4W 4000K
Non-dimmable
L55xW14xH17cm



MD15006054-1B
Italy



MD15006054-1A
Italy

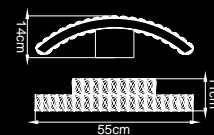


MX15006054-1B
UK



Aisha 2LT Wall 3000k
MB17030081-2A

Warm White LED
LED 14.4W 3000K
Non-dimmable
L55xW14xH11cm



Aisha 2LT Wall 4000k
MB17030081-2A

Cool White LED
LED 14.4W 3000K
Non-dimmable
L55xW14xH11cm



MB17030081-3A 3000K
Italy



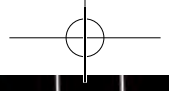
MB17030081-3A 4000K
Italy



MB17030081-2A 3000K
Italy



MB17030081-2A 4000K
Italy



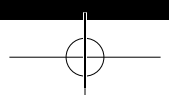
Crystal Ring

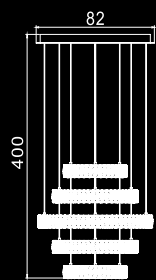
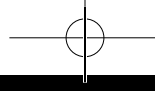
The Illuminati Crystal Ring Collection offers a statement and aspirational collection, combining elegant cut crystal with polished chrome.

All pieces in the collection offers the versatility of each individual ring being able to be fully adjusted, offering various design or format opportunities when installing.

Crystal Ring

La collezione Crystal ring di Illuminati, offre un perfetto connubio tra cristalli finemente ed elegantemente modellati e finiture in cromo lucido. Tutti gli anelli della collezione offrono versatilità di poter essere posizionati autonomamente, per creare il giusto design o format in base alle opportunità di installazione.





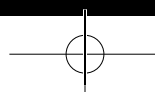
Crystal Ring 5Lt Pendant
MD15030038-5A

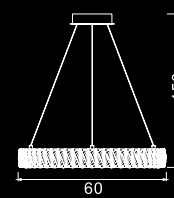
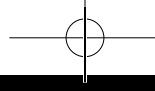
LED 168W 8000LM 3000K
Dimmable
ø82×H400cm



Crystal Ring Double Pendant
MD15030038-2B

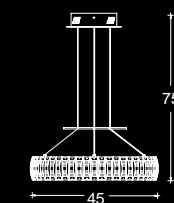
LED 57.6W 3600LM 3000K
Dimmable
ø60×H150cm





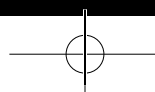
Crystal Ring Large Pendant
MD15030038-1B

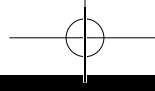
LED 33.6W 2100LM 3000K
Dimmable
ø60×H150cm



Crystal Ring Small Pendant
MD14066703-1A

LED 30W 1800LM 3000K
Dimmable
ø45×H75cm





Crystal Ring Flush
MX15030038-1A

LED 24W 1500LM 3000K
Dimmable
ø50xH13cm

Crystal Ring Collection



MD15030038-5A CHR / CLR
UK



MD15030038-2B CHR / CLR
UK



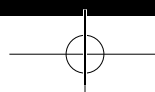
MD15030038-1B CHR / CLR
UK



MD14066703-1A CHR / CLR
UK



MX15030038-1A CHR / CLR
UK





Concentric

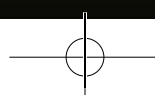
The Illuminati Concentric infuses a contemporary statement, that brings Aspiration, Luxury and grandeur to its environment.

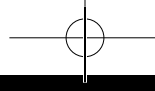
The Concentric offers the versatility of each individual ring being able to be fully adjusted, offering various design or format opportunities when installing.

Concentric

La serie Concentric di Illuminati infonde lo stile contemporaneo con il lusso e la grandezza degli anelli, nello spazio che li circonda.

Concentric offre la versatilità di poter scegliere la disposizione e l'inclinazione dei singoli anelli, creando forme e design unici.





Concentric Pendant
MD103508-159A

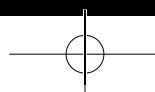
LED 159W 12710LM 3000K
Non-dimmable
Φ98×H300cm

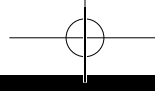


Concentric



MD103508-159A CHR / CLR
UK



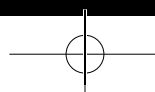


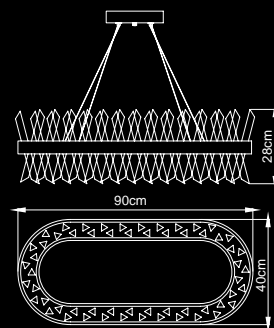
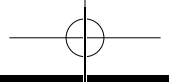
Akasha

The Illuminati Akasha collection offers a stunning and aspirational design. Randomly Positioned K9 crystal rods are illuminated by intergrated LED strips. The collection is finished in light antique brass and satin nickel.

Akasha

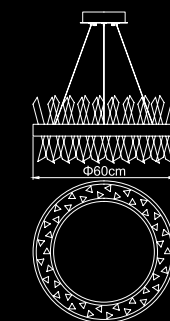
La collezione Akasha, di Illuminati, offre un design unico. una strip led integrata illumina i cristalli K9 posizionati casualmente. la collezione è rifinita in ottone antichizzato.





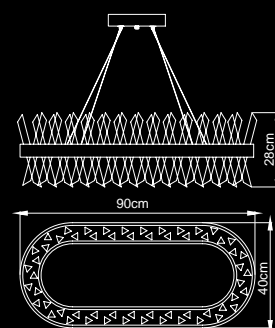
**Akasha Oval Pendant
Light Antique Brass
MD18162246-1D LAB**

LED 90W 8100LM 3000K
Dimmable
L90xW40xH150cm



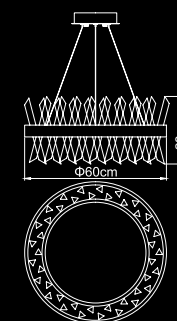
**Akasha Round Pendant
Dia60cm Light Antique Brass
MD18162246-1B LAB**

LED 60W 5400LM 3000K
Dimmable
ø60xH150cm



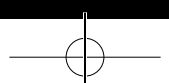
**Akasha Oval Pendant
Satin Nickel
MD18162246-1D SN**

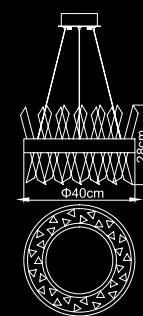
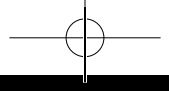
LED 90W 8100LM 3000K
Dimmable
L90xW40xH150cm



**Akasha Round Pendant
Dia60cm Satin Nickel
MD18162246-1B SN**

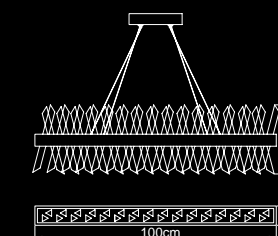

LED 60W 5400LM 3000K
Dimmable
ø60xH150cm





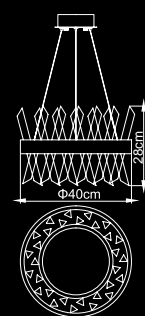
Akasha Round Pendant Dia40cm
Light Antique Brass
MD18162246-1A LAB

LED 40W 3600LM 3000K
Dimmable
ø40xH150cm



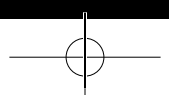
Akasha Bar Pendant
Light Antique Brass
MD18162246-1C LAB

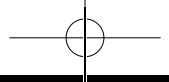
LED 40W 3600LM 3000K
Dimmable
L100xW9xH150cm



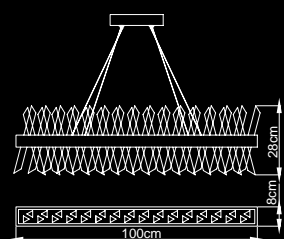

Akasha Round Pendant Dia40cm
Satin Nickel
MD18162246-1A SN

LED 40W 3600LM 3000K
Dimmable
ø40xH150cm





Akasha Collection



Akasha Bar Pendant
Satin Nickel
MD18162246-1C SN

LED 40W 3600LM 3000K
Dimmable
L100xW8xH150cm



MD18162246-1D LAB
UK



MD18162246-1C LAB
UK



MB18162246-1A LAB
UK



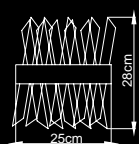
MD18162246-1D SN
UK



MD18162246-1C SN
UK



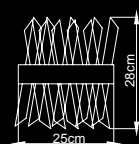
MB18162246-1A SN
UK



Akasha Wall Light
Antique Brass
MB18162246-1A LAB



LED 16W 1440LM 3000K
Non-Dimmable
L25xW25xH16.5cm



Akasha Wall Light
Satin Nickel
MB18162246-1A SN



LED 16W 1440LM 3000K
Non-Dimmable
L25xW25xH16.5cm



MD18162246-1B LAB
UK



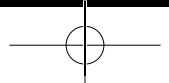
MD18162246-1B SN
UK

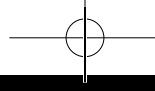


MD18162246-1A LAB
UK



MD18162246-1A SN
UK



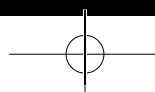


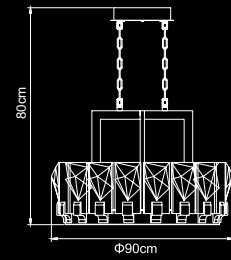
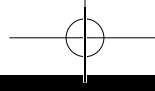
Peruzzi

The Illuminati Peruzzi collection is available in satin nickel and champagne gold. The Luxurious and opulent collection is dressed with heavily faceted crystal slabs. The collection is completed with dual source LED strip lighting.

Peruzzi

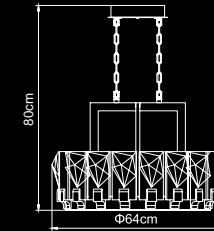
La collezione Peruzzi di Illuminati è disponibile il nickel satinato e oro champagne. La lussuosa collezione è completata con importanti cristalli sfaccettati ed è illuminata con una doppia strip led.





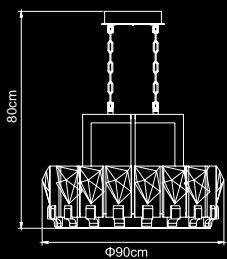
Peruzzi Round Pendant
Dia86cm Satin Nickel
MD18090003-27A SN

LED 78W 7020LM 3000K
Dimmable
ø90xH80cm



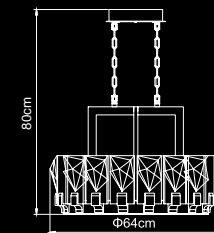
Peruzzi Round Pendant
Dia60cm Satin Nickel
MD18090003-18A SN

LED 67.2W 6048LM 3000K
Dimmable
ø64xH80cm



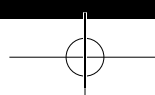
Peruzzi Round Pendant Dia86cm
Champagne Gold
MD18090003-27A CG

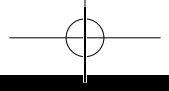
LED 78W 7020LM 3000K
Dimmable
ø90xH80cm



Peruzzi Round Pendant Dia60cm
Champagne Gold
MD18090003-18A CG

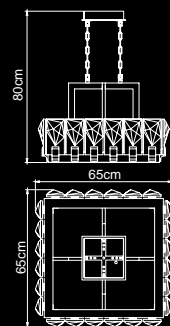
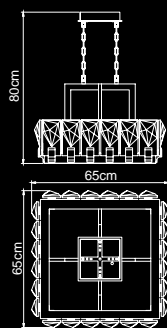
LED 67.2W 6048LM 3000K
Dimmable
ø64xH80cm





Peruzzi Square Pendant
Satin Nickel
MD18090003-24A SN

LED 77.8W 7002LM 3000K
Dimmable
L62xW62xH80cm



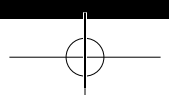
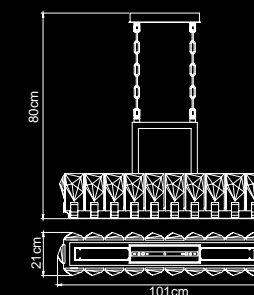
Peruzzi Square Pendant
Champagne Gold
MD18090003-24A CG

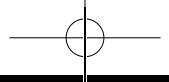
LED 77.8W 7002LM 3000K
Dimmable
L65xW65xH80cm



Peruzzi Bar Pendant
Satin Nickel
MD18090003-22A SN

LED 56W 5040LM 3000K
Dimmable
L101xW21xH80cm





Peruzzi Collection



MD18090003-27A CG
UK



MD18090003-18A CG
UK



MD18090003-24A CG
UK



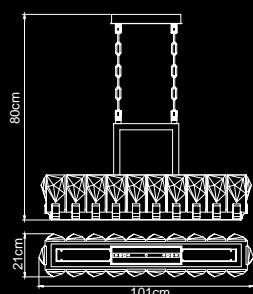
MD18090003-27A SN
UK



MD18090003-18A SN
UK



MD18090003-24A SN
UK



Peruzzi Bar Pendant
Champagne Gold
MD18090003-22A SN

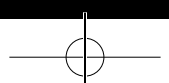
LED 56W 5040LM 3000K
Dimmable
L101xW21xH80cm



MD18090003-22A SN
UK



MD18090003-22A CG
UK





Crystalline

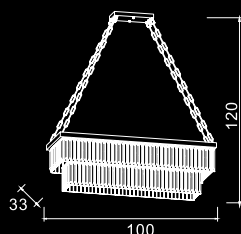
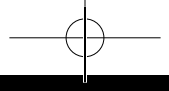
The Illuminati Crystalline collection offers a Sophisticated collection of clear Crystal pendants finished in bronze and nickel.

The pendants have luxurious cut crystals with the pendants being adjustable in height.

Crystalline

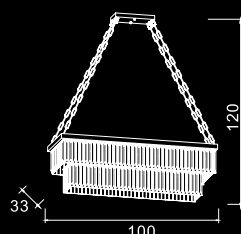
La serie Crystalline di Illuminati offre una sofisticata e preziosa collezione di pendenti in cristallo, con finiture delle montature in bronzo o nickel.

La versione più grande di Crystalline, qui fotografata, combina due file di lussuosi cristalli sfaccettati, con la possibilità di regolare la corona centrale in altezza.



**Crystalline Large Rectangular Pendant
Bronze**
MD17090009-11A BRZ

11×E14 40W (Not Included)
Dimmable
L100×W33×H120cm



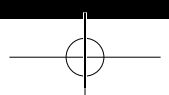
**Crystalline Large Rectangular Pendant
Satin Nickel**
MD17090009-11A SN

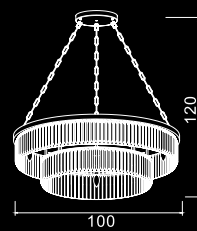
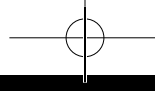
11×E14 40W (Not Included)
Dimmable
L100×W33×H120cm



**Crystalline Large Round Pendant
Bronze**
MD17090009-10B

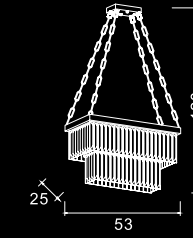
10×E14 40W (Not Included)
Dimmable
ø100×H120cm





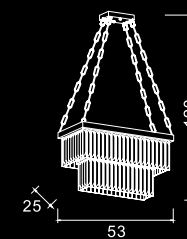
Crystalline Large Round Pendant
Satin Nickel
MD17090009-10B

10×E14 40W (Not Included)
Dimmable
ø100×H120cm



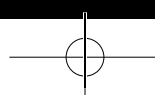
Crystalline Small Rectangular Pendant
Bronze
MD17090009-8ABRZ

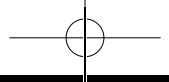
8×E14 40W (Not Included)
Dimmable
L53×W25×H120cm



Crystalline Small Rectangular Pendant
Satin Nickel
MD17090009-8A SN

8×E14 40W (Not Included)
Dimmable
L53×W25×H120cm





Crystalline Collection



Crystalline Small Round Pendant
Satin Nickel
MD17090009-6B

6x E14 40W (Not Included)
Dimmable
ø50xH120cm



MD17090009-11A BRZ
UK



MD17090009-11A SN
UK



MD17090009-10B BRZ
UK



MD17090009-10B SN
UK



Crystalline Small Round Pendant Bronze
MD17090009-6B

6x E14 40W (Not Included)
Dimmable
ø50xH120cm



MD17090009-8ABRZ
UK



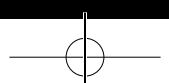
MD17090009-8A SN
UK


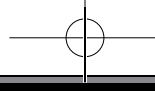


MD17090009-6BBRZ
UK



MD17090009-6B SN
UK





Crystal Bar

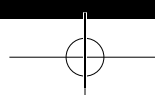
The Illuminati Crystal bar provides an opulent lighting effect, adding luxury to any environment.

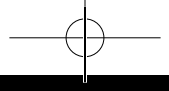
Both Crystal bars offer the versatility of being adjustable at any time, not just at point of installation.

Crystal Bar

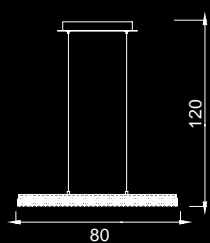
La serie Crystal bar di Illuminati fornisce un potente effetto luminoso, aggiungendo lusso all'ambiente circostante.

La barra di cristallo offre la versatilità di poter essere inclinata diversamente in ogni momento.






Crystal Bar Collection

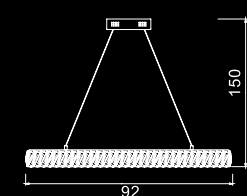


Crystal Bar Straight
MD14006056-1A

LED 18W 2835LM 3000K
Dimmable
L80xW10xH120cm




MD14006056-1A
UK

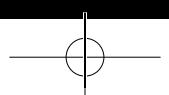


Crystal Bar Round Pendant
MD15030040-1A

LED 19.2W 1200LM 3000K
Dimmable
L92xW10xH150cm



MD15030040-1A
UK





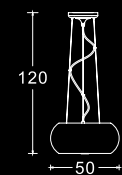
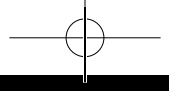
Star

The Illuminati Star collection comprise of a polished chrome hand crafted frame work, each piece is dressed with opulent crystals. The collection comprises of suspended and semi flush Pendants, wall lights, floor and table lights.

The Pendant shown here is available in 2 sizes and is complete with opaque glass. These pendants are also fully adjustable at any time, not just at point of installation.

Star

Ricca ed elegante collezione di lampade in metallo cromato e splendidi e luminosi cristalli. Questo accurato abbinamento, la raffinata forma, la bella luminosità che emette, fanno di questa lampada un'opera d'arte. Sul tavolo importante, il salotto signorile, la camera da letto in stile o di design; queste le collocazioni dove Star, darà un grande contributo nel valorizzare l'arredamento. Ma le stesse qualità, di questa splendida collezione, le si potranno trattare nella boutique, nella camera d'hotel esclusiva, in una showroom, nel locale trendy. Tutto questo perché Star è proprio una Stella.



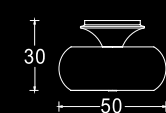
Star Large Pendant
Chrome & Clear Crystal
MD103203-6B CHR/CLR

G9 6×3W (Not Included)
Dimmable
ø50×H120cm



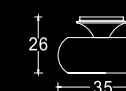
Star Small Pendant
Chrome & Clear Crystal
MD103203-3B CHR/CLR

G9 3×3W LED (Not Included)
Dimmable
ø35×H120cm



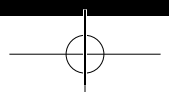
Star Large Flush
Chrome & Clear Crystal
MX103203-6B CHR/CLR

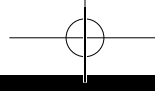
G9 6×3W (Not Included)
Dimmable
ø50×H30cm



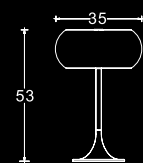
Star Small Flush
Chrome & Clear Crystal
MX103203-3B CHR/CLR

G9 3×3W (Not Included)
Dimmable
ø35×H26cm



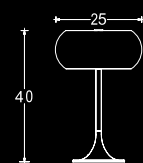


Star Collection



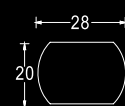
Star Table Large
Chrome & Clear Crystal
MT103203-3B CHR/CLR

G9 3x3W (Not Included)
Non-Dimmable
ø35xH53cm



Star Table Small
Chrome & Clear Crystal
MT103203-3E CHR/CLR

G9 3x3W (Not Included)
Non-Dimmable
ø25xH40cm



Star Wall
Chrome & Clear Crystal
MB103203-3B CHR/CLR

G9 3x3W (Not Included)
Non-Dimmable
L28xW15xH20cm



MD103203-6B CHR/CLR
UK Italy



MD103203-3B CHR/CLR
UK Italy



MB103203-3B CHR/CLR
UK Italy



MX103203-6B CHR/CLR
UK Italy



MX103203-3B CHR/CLR
UK Italy



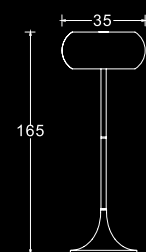
ML103203-3B CHR/CLR
UK Italy



MT103203-3E CHR/CLR
UK Italy



MT103203-3B CHR/CLR
UK Italy



Star Floor
Chrome & Clear Crystal
ML103203-3B CHR/CLR

G9 3x3W (Not Included)
Non-Dimmable
ø35xH165cm



Olivio

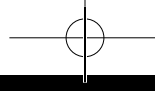
The Illuminati Olivio collection comprises of a polished chrome hand crafted frame work, each piece is dressed with opulent crystals. The collection comprises of Pendants, floor and table lights.

These pendants are fully adjustable at any time, not just at point of installation. The wall light from the star collection also complements this collection.

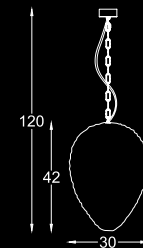
Olivo

La serie Olivo di Illuminati è prodotta con un telaio a cornice cromato che contiene i cristalli inseriti singolarmente nelle apposite celle. La collezione comprende sospensioni e lampade da terra e tavolo.

La sospensione, qui mostrata, ha un diametro di 50 cm. ed è formata da due gusci separati. Queste sospensioni sono regolabili in altezza in ogni momento. La lampada a parete della serie Star completa la collezione essendo intercambiabile.



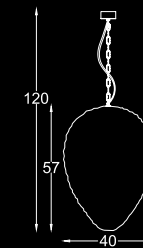
Olivio Small Pendant
MD1203216-4A



G9 4x3W LED (Included)
Dimmable
ø30xH120cm



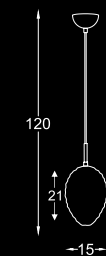
Olivio Medium Pendant
MD1203216-6A



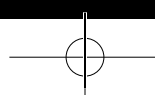
G9 6x3W LED (Included)
Dimmable
ø40xH120cm



Olivio Single Pendant
MD1203216-1B

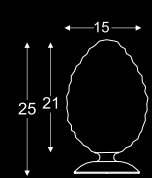


E14 40W (Not Included)
Dimmable
ø15xH120cm





Olivio Collection



Olivio Table Light
MT1203216-1B

E14 40W (Not Included)
Non-Dimmable
ø15xH25cm



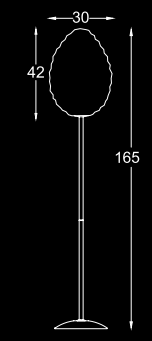

MD1203216-6A
UK



MD1203216-4A
UK

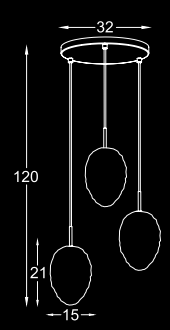


MD1203216-3A
UK



Olivio Floor Light
ML1203216-4A

G9 4x3W LED (Included)
Non-Dimmable
ø30xH165cm




Olivio 3Lt Round Pendant
MD1203216-3A

E14 3x40W (Not Included)
Dimmable
ø32xH120cm



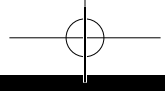
MD1203216-1B
UK



MT1203216-1B
UK



ML1203216-4A
UK



Bouquet

The Illuminati Bouquet pendant is dressed with opulent cut crystals, finished in Chrome and gold.

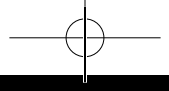
constructed from a spherical central ball that reflects the cut crystals. These pendants are also fully adjustable at any time, not just at point of installation.

Bouquet

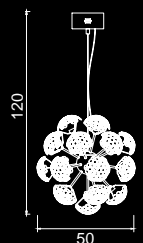
La serie Bouquet di Illuminati è ricoperta da cristalli sfaccettati ed è rifinita con montature cromo e oro.

Costruita come una sfera, riflette la luce attraverso i cristalli dei fiori. Queste sospensioni possono essere regolate in altezza in qualsiasi momento.



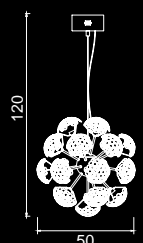


Bouquet Collection



**Bouquet 23Lt Pendant
Gold**
MD16003115-23A GOL

LED 27.6W 1932LM 3000K
Dimmable
ø50xH120cm



**Bouquet 23Lt Pendant
Chrome**
MD16003115-23A CHR

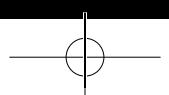
LED 27.6W 1932LM 3000K
Dimmable
ø50xH120cm

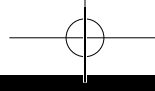


MD16003115-23A GOL
UK



MD16003115-23A CHR
UK





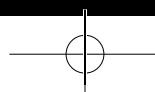
Milano / Sfera

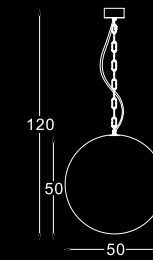
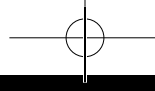
The Illuminati Milano / Sfera collection has been increased due to its popularity of the Sphere pendants. The collection comprises of a polished chrome hand crafted frame work, each piece is dressed with opulent crystals.

These pendants are also fully adjustable at any time, not just at point of installation. The wall light from the star collection also complements this collection.

Sfera / Strass Milano

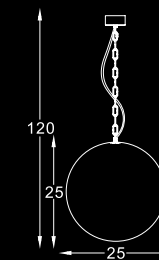
Collezione in metallo cromato e cristalli. Cristalli che risplendono sia della luce interna che di quella ambiente. Curata nei minimi particolari con saldature invisibili, Sfera può aspirare ad illuminare gli ambienti più eleganti e ricercati. Siano domestici, di rappresentanza, che aperti al pubblico.





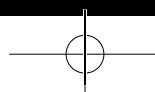
Milano / Sfera large Pendant
Chrome with clear crystal
MD103204-9A CHR/CLR

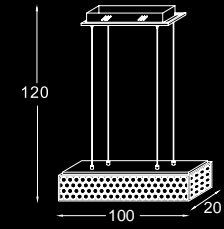
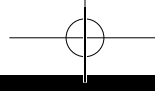
G9 9x3W LED (Included)
Dimmable
ø50xH120cm



Milano / Sfera small pendant
Chrome with clear crystal
MD103204-3A CHR/CLR

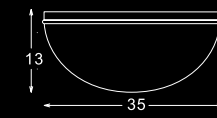
G9 3x3W LED (Included)
Dimmable
ø25xH120cm





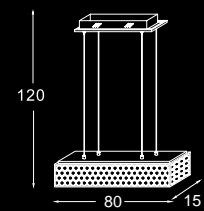
Milano Rectangular Large
MD17032008-1A

LED 108W 9180LM 3000K
Dimmable
L100xW20xH120 cm



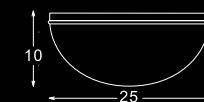
Milano / Strass Semi-Flush D35
MX1203222-4A

G9 4x3W (Not Included)
Dimmable
ø35 X 13 cm



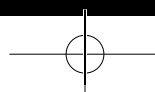
Milano Rectangular Small
MD17032008-1B

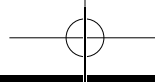
LED 76W 6120LM 3000K
Dimmable
L80xW15xH120 cm



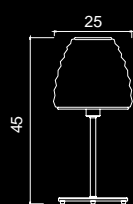
Milano / Strass Semi-Flush D25
MX1203222-2A

G9 2x3W (Not Included)
Dimmable
ø25 X 10 cm



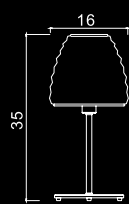


Milano / Sfera / Strass Collection



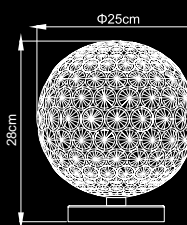
**Milano / Sfera Table Lamp
Chrome with Clear Crystal
MT12032009-3A CHR/CLR**

3 X G9 /33W (Not Included)
Non-Dimmable
ø25x45cm



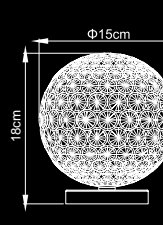
**Milano / Sfera Table Lamp
Chrome with Clear Crystal
MT12032009-1B CHR/CLR**

E14/40W (Not Included)
Non-Dimmable
ø16x35cm



**Milano / Sfera Table Lamp
Chrome with Clear Crystal
MT103204-3A CHR/CLR**

3 X G9 /33W (Not Included)
Non-Dimmable
ø25x30cm



**Milano / Sfera Table Lamp
Chrome with Clear Crystal
MT103204-1A CHR/CLR**

3 X G9 /33W (Not Included)
Non-Dimmable
ø15x18.5cm



MD103204-9A CHR/CLR
UK Italy



MD103204-3A CHR/CLR
UK Italy



MD17032008-1A CHR/CLR
UK



MX12032022-4A CHR/CLR
UK Italy



MX12032022-2A CHR/CLR
UK Italy



MD17032008-1B CHR/CLR
UK



MT103204-1A CHR/CLR
Italy



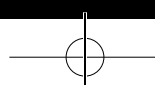
MT1032009-1B CHR/CLR
UK Italy



MT1032009-3A CHR/CLR
Italy



MT103204-3A CHR/CLR
Italy



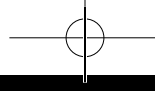


Glass Pendants

The Illuminati Glass Pendant collection is finished in satin nickel and brass with a stunning electroplated translucent finish over the hand blown glass shade complimenting the brass pendants and clear glass shades complimenting the satin nickel pendants.

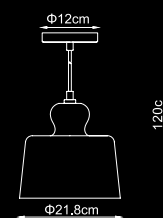
Glass Pendants

La collezione Galss Pendants di Illuminati è rifinita in nickel satinato e oro con una supplementare verniciatura di protezione elettrolitica.



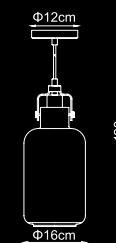
Harry Drum Single Pendant
Antique Brass and champagne Glass
MD18027549-1F AB

E27 6W LED (Not Included)
Dimmable
ø22×H120cm



Harry Drum Single Pendant
satin Nickel and Clear Glass
MD18027549-1F SN

E27 6W LED (Not Included)
Dimmable
ø22×H120cm



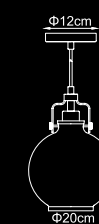
William Dome Round Single Pendant
Antique Brass and champagne Glass
MD18027549-1E AB

E27 6W LED (Not Included)
Dimmable
ø16×H120cm



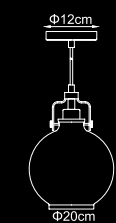
William Dome Round Single Pendant
Satin Nickel and Clear Glass
MD18027549-1E SN

E27 6W LED (Not Included)
Dimmable
ø16×H120cm



Philip Round Single Pendant
Chrome and Clear Glass
MD18027549-1B CHR

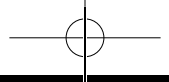
E27 6W LED (Not Included)
Dimmable
ø20×H120cm



Philip Round Single Pendant
Antique Brass and champagne Glass
MD18027549-1B AB

E27 6W LED (Not Included)
Dimmable
ø20×H120cm





Glass Pendant Collection



MD18027549-1F AB UK



MD18027549-1F CHR UK



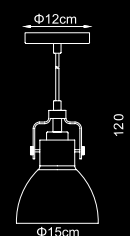
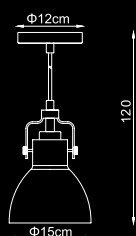
MD18027549-1E AB UK



MD18027549-1E CHR UK

Charles Dome Single Pendant
Antique Brass and champagne Glass
MD18027549-1C AB

E27 6W LED (Not Included)
Dimmable
ø22xH120cm



Charles Dome Single Pendant
Chrome and Clear Glass
MD18027549-1C AB

E27 6W LED (Not Included)
Dimmable
ø22xH120cm



MD18027549-1B AB UK



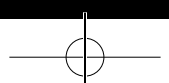
MD18027549-1B CHR UK

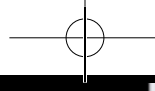


MD18027549-1C AB UK



MD18027549-1C CHR UK





Oberon

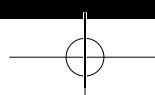
The Illuminati Oberon collection is a Modern design in 4 finish options, clear glass, chrome, Multi-Colour and copper.

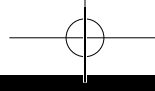
Each of the finishes also boasts 3 options of diameter, small, medium and large.

Oberon

La sfera. Il vetro soffiato. La finitura cromo o bianco satinato. La più elementare delle sospensioni ha sempre e comunque il suo fascino. Elegante nella sua semplicità, Oberon può arredare con discrezione ogni ambiente, che sia da sola o in composizione con più diffusori. La casa tutta, ma qualsiasi locale pubblico può essere arredato con queste lampade, e sempre sarà elegante e luminoso.

Collezione di lampade in vetro soffiato in bianco satinato o finitura cromo.





**Oberon Large Pendant
Multi**
MD13090001-1E Multi

E27 6W LED (Not Included)
ø40×H120cm



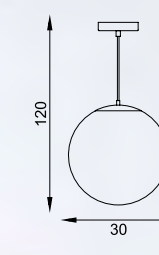
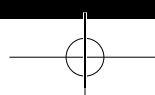

**Oberon Medium Pendant
Multi**
MD13090001-1D Multi

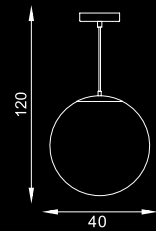
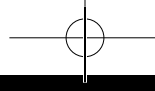
E27 6W LED (Not Included)
ø35×H120cm




**Oberon Small Pendant
Multi**
MD13090001-1C Multi

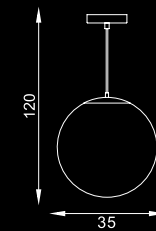
E27 6W LED (Not Included)
Φø30×H120cm



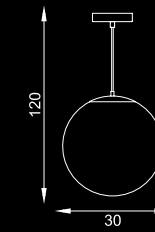

**Oberon Large Pendant
Copper**
MD13090001-1E CPR

E27 6W LED (Not Included)
ø40×H120cm



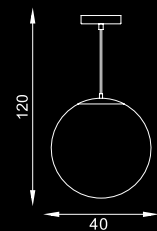


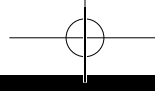
**Oberon Medium Pendant
Copper**
MD13090001-1D CPR

E27 6W LED (Not Included)
ø35×H120cm



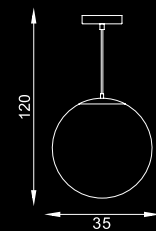
**Oberon Small Pendant
Copper**
MD13090001-1C CPR

E27 6W LED (Not Included)
Φø30×H120cm



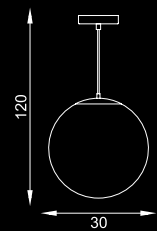
**Oberon Large Pendant
Chrome**
MD13090001-1E CHR

E27 6W LED (Not Included)
ø40xH120cm



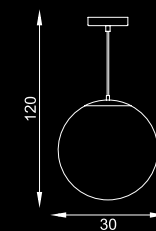
**Oberon Medium Pendant
Chrome**
MD13090001-1D CHR

E27 6W LED (Not Included)
ø35xH120cm



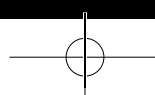

**Oberon Small Pendant
Chrome**
MD13090001-1C CHR

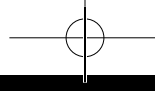
E27 6W LED (Not Included)
ø30xH120cm



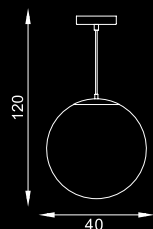
**Oberon Small Pendant
Clear**
MD13090001-1C CLR

E27 6W LED (Not Included)



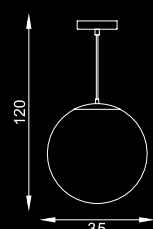


Oberon Collection



**Oberon Large Pendant
Clear**
MD13090001-1E CLR

E27 6W LED (Not Included)
ø40xH120cm



**Oberon Medium Pendant
Clear**
MD13090001-1D CLR

E27 6W LED (Not Included)
Øø35xH120cm



MD13090001-1C MULTI
UK



MD13090001-1D MULTI
UK



MD13090001-1E MULTI
UK



MD13090001-1C CLR
UK



MD13090001-1D CLR
UK



MD13090001-1E CLR
UK



MD13090001-1C CPR
UK



MD13090001-1D CPR
UK



MD13090001-1E CPR
UK



MD13090001-1C CHR
UK Italy



MD13090001-1D CHR
UK



MD13090001-1E CHR
UK Italy

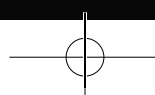


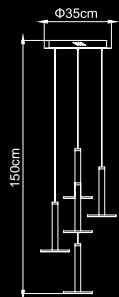
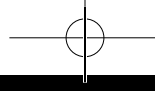
Tua

A collection of contemporary design lead pendants and wall lights finished in black, white, satin gold and satin nickel

Tua

collezione di sospensioni prodotte in metallo, a doppia emissione, dotate di diffusori in LGP, nei colori nero, bianco e nickel spazzolato. Dimmerabile





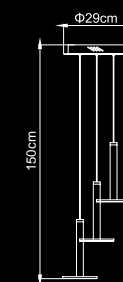

**Tua 5Lt Round Pendant
White
MD17033012-5A Wh**

LED 45W 4500LM 3000K
Dimmable
ø40×H150cm

Also Available in:

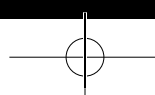


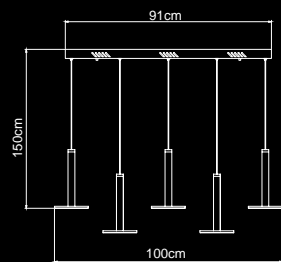
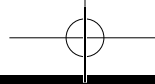
Also Available in:



**Tua 3Lt Round Pendant
Satin Nickel
MD17033012-3A SN**

LED 27W 2700LM 3000K
Dimmable
ø32×H150cm





**Tua 5Lt Bar Pendant
Black**

MD17033012-5B BK

LED 45W 4050LM 3000K
Dimmable
L100 x W15 x H150cm

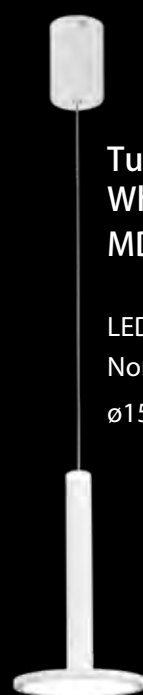
Also Available in:

White Satin Gold Satin Nickel



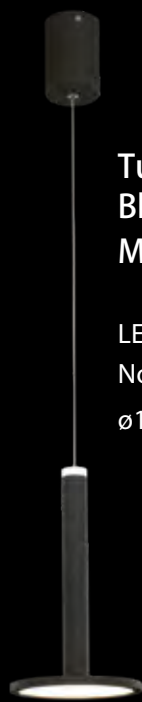
Also Available in:

Satin Nickel



**Tua Single Pendant
White**
MD17033012-1A WH

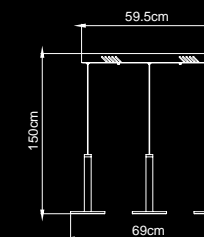
LED 9W 800LM 3000K
Non-Dimmable
ø15xH1250cm



**Tua Single Pendant
Black**
MD17033012-1A BK

LED 9W 800LM 3000K
Non-Dimmable
ø15xH150cm

Satin Gold



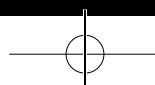
Also Available in:

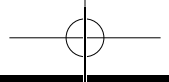
Satin Gold White Black



**Tua 3Lt Bar Pendant
Satin Nickel**
MD17033012-3B SN

LED 27W 2700LM 3000K
Dimmable
L69xW15xH150cm





Tua Collection



Tua Wall
White
MB17033012-1C WH


LED 9W 800LM 3000K
Non-Dimmable
L15xW18xH26cm



MD17033012-5A SN
Italy




MD17033012-3A SN
Italy



MD17033012-3B SN
Italy




MD17033012-5B SN
Italy



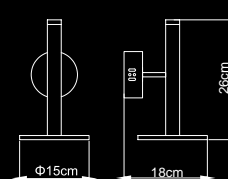
MD17033012-1A SN
Italy



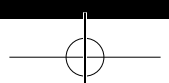
MB17033012-1C SN
Italy


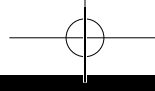


Also Available in:
Satin Gold
Satin Nickel
Black



All products shown here are
also available in:



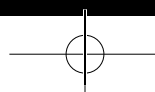


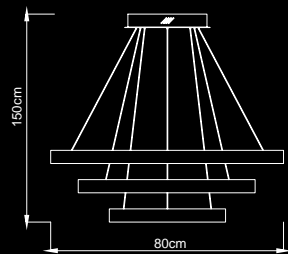
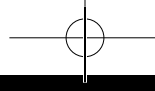
Milan

*An minimalist and
contemporary collection with
white diffusers*

Milan

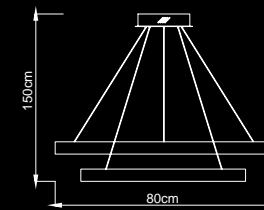
*Collezione di anelli concentrici
prodotta in alluminio nei
colori bianco e oro satinato,
dimmerabile*





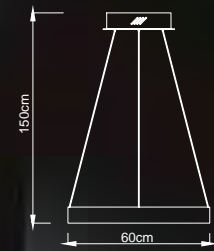
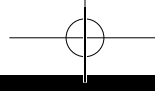
Milan Round Triple Pendant
Matt White
MD17003045-3A WH

LED 99W 8000LM 3000K
 Dimmable
 Large Ring \varnothing 80cm
 Medium Ring \varnothing 60cm
 Small Ring \varnothing 40cm
 H150cm



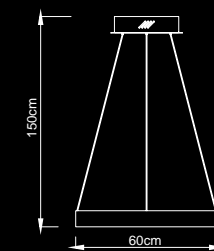
Milan Round Double Pendant
Matt White
MD17003045-2A WH

LED 77.4W 6200LM 3000K
 Dimmable
 Large Ring \varnothing 80cm
 Medium Ring \varnothing 60cm
 H150cm



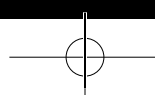
Milan Round Single Pendant
Matt White
MD17003045-1A WH

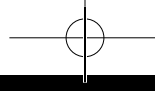
LED 33W 2700LM 3000K
Dimmable
ø60cm x H150cm



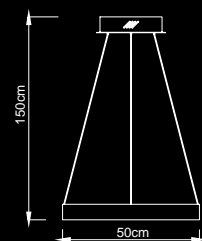

Milan Round Single Pendant
Gold
MD17003045-1A GLD

LED 33W 2700LM 3000K
Dimmable
ø60cm x H150cm



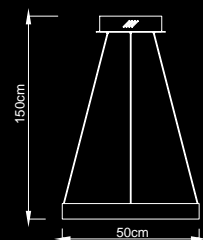



Milan Collection



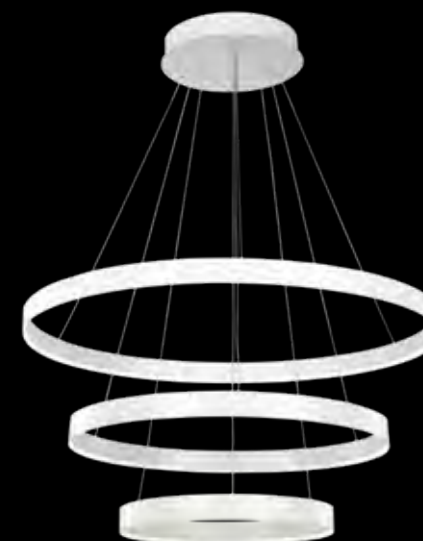
**Milan Square Pendant
Gold**
MD17003045-1E GLD

LED 33W 2700LM 3000K
Dimmable
L50cm x W50 x H150cm




**Milan Square Pendant
Matt White**
MD17003045-1E WH

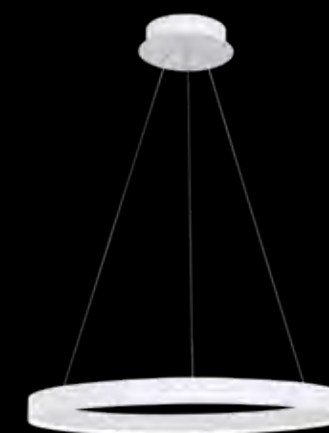
LED 33W 2700LM 3000K
Dimmable
L50cm x W50 x H150cm



MD17003045-3A WH
Italy




MD17003045-2A WH
Italy




MD17003045-1A WH
Italy



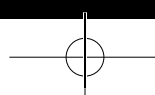
MD17003045-1A GLD
Italy

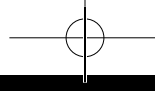


MD17003045-1E WH
Italy



MD17003045-1E GLD
Italy



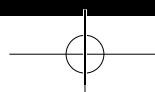


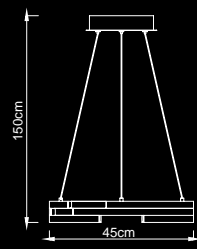
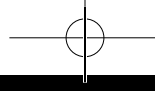
Colosseo

3 tiers of contemporary silver, matt white and matt gold finishes illuminated through an opaque diffuser

Colosseo

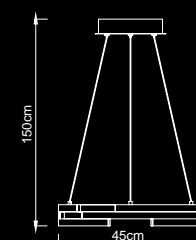
Costruita in alluminio laccato bianco o lucidato, con diffusore in metacrilato, Colosseo è una sospensione a led di design, di grande effetto e luminosità, grazie al potente led di cui dispone. Pensata per una grande sala, sopra un tavolo importante, questa collezione è in grado di farsi apprezzare anche come completamento di uno studio, piuttosto che nel contract tipo ristoranti, hall, hotel, negozi e show room. Sospensione in alluminio e diffusore in metacrilato.





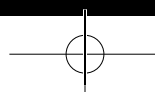
Colosseo Thin Band Small Pendant
Matt Gold
MD16003097-1B

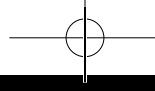
LED 48W 5500LM 3000K
 Dimmable
 ø 45xH150cm



Colosseo Thin Band Small Pendant
Silver
MD16003097-1B

LED 48W 5500LM 3000K
 Dimmable
 ø 45xH150cm





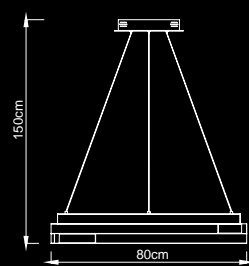
Colosseo Collection



MD16003097-1B GLD
Italy



MD16003097-1B SR
Italy



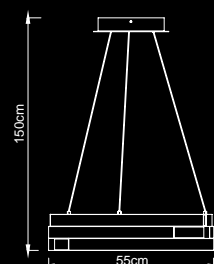
Colosseo Wide Band Large Pendant Matt White
MD14003047-1C WH

LED 136.8W 9500LM 3000K
Dimmable
ø80xH120cm



Colosseo Wide Band Medium Pendant Matt White
MD14003047-1B WH

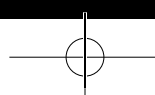
LED 93.6W 6500LM 3000K
Dimmable
ø55xH120cm


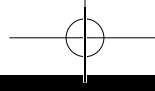


MD14003047-1B WH
Italy



MD14003047-1C WH
Italy



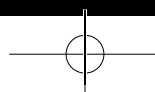


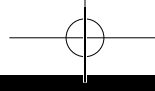
Chanel

A modern collection of adjustable pendants finished in matt gold and white

Chanel

Collezione di sospensioni in alluminio preformato e diffusore in silicone. Proposte nei colori bianco e oro satinato, dimmerabile.



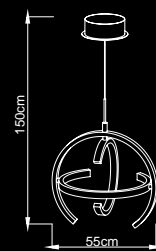

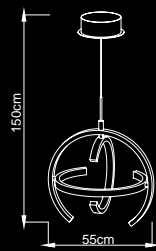


**Chanel Pendant Lamp
Matt White
MD17011011-1B WH**

LED 60W 5400LM
Available in 3000K & 4000K
Dimmable
ø80×H150cm

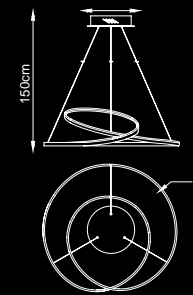
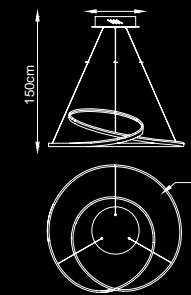
**Chanel Pendant Lamp
Brass
MD17006016-1B BRS**

LED 50W 4500LM 3000K
Dimmable
ø55×H150cm



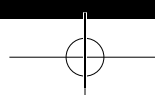
**Chanel Pendant Lamp
Matt White
MD17006016-1B WH**

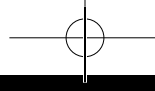
LED 50W 4500LM 3000K
Dimmable
ø55×H150cm



**Chanel Pendant Lamp
Matt White
MD17011011-1A WH**

LED 54W 4860LM
Available in 3000K & 4000K
Dimmable
ø60×H150cm





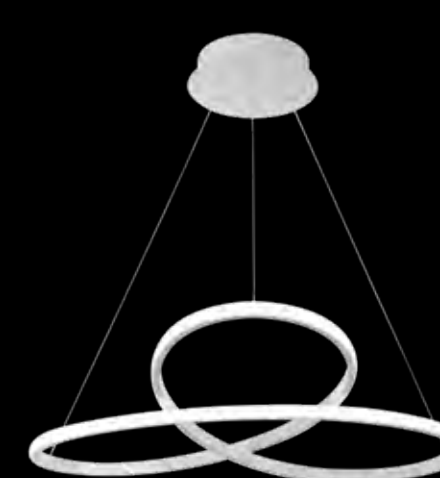
Chanel Collection



MD17006016-1B BRS
Italy



MD17006016-1B WH
Italy



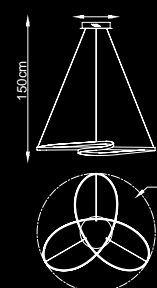
MD17011010-1C WH
Italy



MD17011011-1A WH
Italy

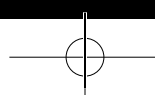


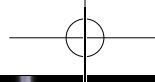
MD17011011-1B WH
Italy



Chanel Pendant Lamp
Matt White
MD17011010-1C WH

LED 54W 4860LM
Available in 3000K & 4000K
Dimmable
ø60xH150cm





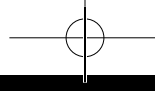
Fantasy

A modern linear bar adjustable by counter balance weight

Fantasy

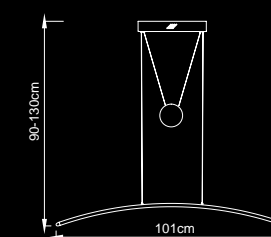
Una linea curva. Decisa. Precisa. Solo un designer la sa tracciare con così grande sicurezza. E dare vita a Fantasy.

Una sospensione in alluminio lucidato con particolari cromati e regolabile in altezza grazie al contrappeso discoidale in metallo cromato. Questa sospensione molto luminosa è ideale per una zona pranzo o soggiorno, come pure per rifinire una pregevole cucina moderna. Fantasy si sposa bene anche con il contract: uno studio, o un bar, un corner o una sala riunioni. Ma tante altre possono essere le possibilità d'uso. Sospensione in alluminio lucidato, con particolari in cromo, diffusore in PMMA bianco. Regolabile in altezza



316

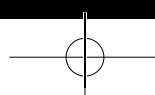
Fantasy Collection




Fantasy Pendant
MD12038025-1D

LED 48W 2800LM
Available in 3000K & 4000K
Dimmable
L101xH120cm
Italy

317





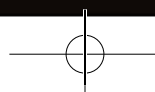
Molecule

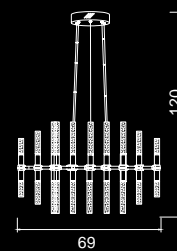
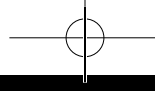
The Illuminati Molecule collection combines a contemporary Molecular design with bubble infused diffusers.

The Molecule boasts an array of light both up and down, whilst the pendant is also fully adjustable at any time, not just at point of installation.

Molecule

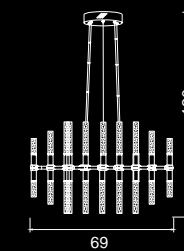
La serie Molecule di Illuminati combina il vantaggio di avere luce sopra e sotto il punto di installazione. L'altezza può essere regolata in ogni istante.





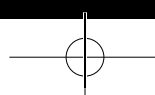
**Molecule 38Lt Round Pendant
Chrome**
MD16009007-38A CHR

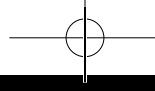
LED 83.5W 4590LM 3000K
Dimmable
ø69×H120cm



**Molecule 38Lt Round Pendant
Gold**
MD16009007-38A GLD

LED 83.5W 4590LM 3000K
Dimmable
ø69×H120cm





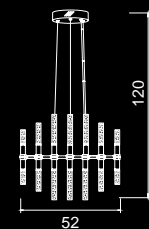
Molecule Collection



MD16009007-38A GOLD
UK



MD16009007-38A CHR
UK



Molecule 26Lt Round Pendant
Chrome & Gold
MD16009007-26A CHR & GLD

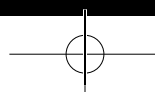
LED 55W 3025LM 3000K
Dimmable

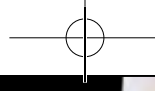


MD16009007-26A GOLD
UK



MD16009007-26A CHR
UK





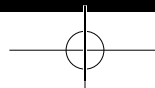
Swan

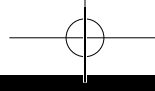
The Illuminati Swan collection is an award winning design, elegantly hand crafted available in polished chrome or white. The collection comprises of chandeliers, wall lights, floor and table lights.

Additional colour options or metal finishes are available, should a bespoke version be required. The heights are adjustable for the Swan chandeliers with chain.

Swan

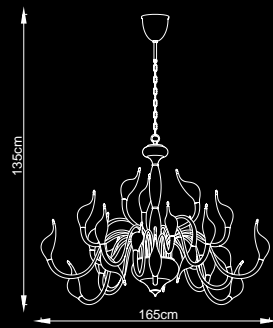
La serie Swan di Illuminati ha vinto un importante premio di design. L'elegante lampadario veneziano viene prodotto in cromo, in bianco e nel nuovo colore oro satinato. La collezione comprende lampadari, applique, lampade da terra e da tavolo.





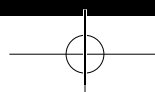
Swan 24Lt Flush Chrome & White
MX8098-24A CHR & WH

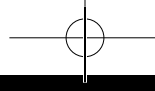
G4 24x20W
Non-dimmable
ø110xH81cm



Swan 36Lt Pendant Flush White
MD8098-36A White

G4 36x20W
Non-dimmable
ø135xH165cm



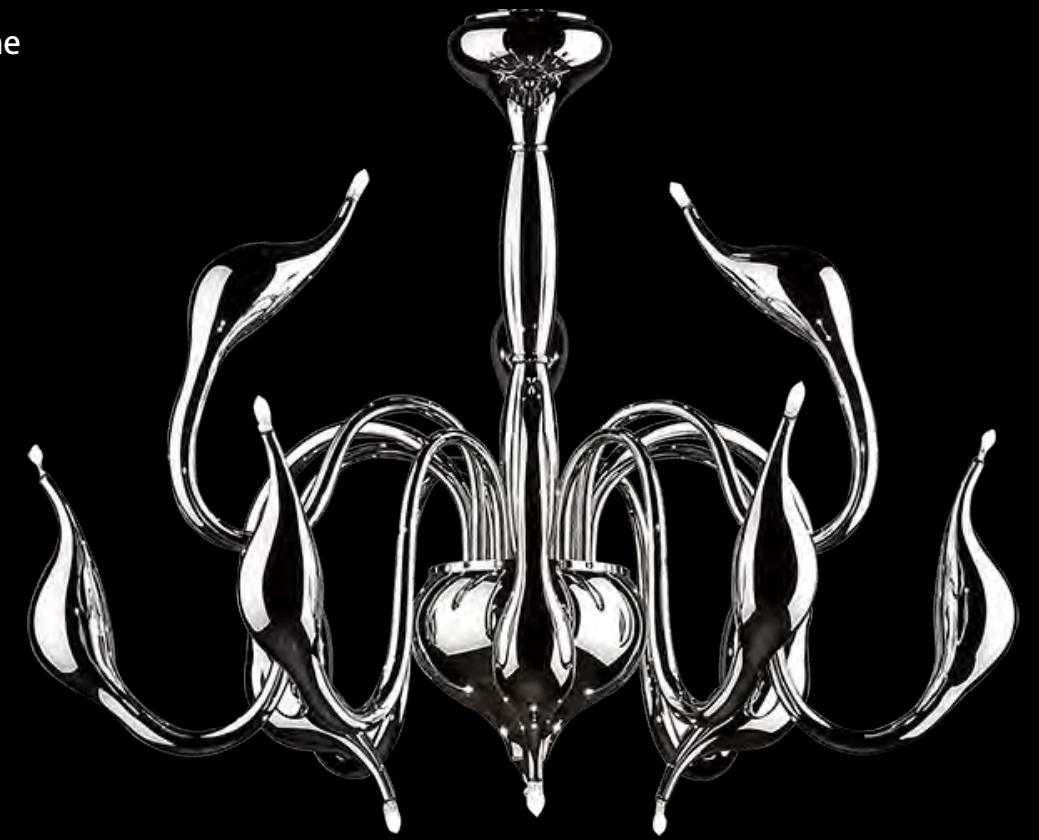


Swan 18Lt Flush Chrome
MX8098-18A CHR

G4 18×20W
Non-dimmable
ø86×H78cm

Swan 12Lt Flush Chrome
MX8098-12A CHR

G4 12×20W
Non-dimmable
ø71×H62cm

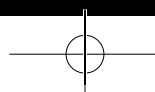


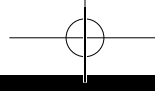
Swan 18Lt Flush White
MX8098-18A WHI

G4 18×20W
Non-dimmable
ø86×H78cm

Swan 12Lt Flush White
MX8098-12A WHI


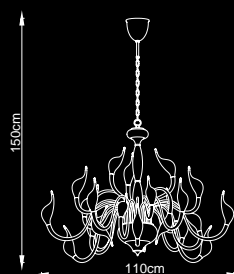
G4 12×20W
Non-dimmable
ø71×H62cm





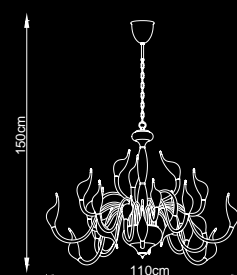
**Swan 24Lt Pendant Chrome
MD8098-24A CHR**

G4 24×20W
Non-dimmable
Φ110×H150cm



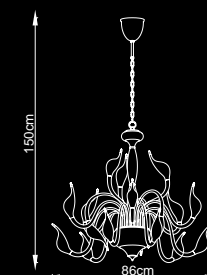
**Swan 18Lt Pendant Chrome
MD8098-18A CHR**

G4 18×20W
Non-dimmable
ø86×H150cm



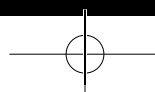
**Swan 24Lt Pendant White
MD8098-24A WH**

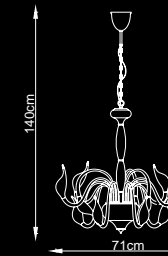
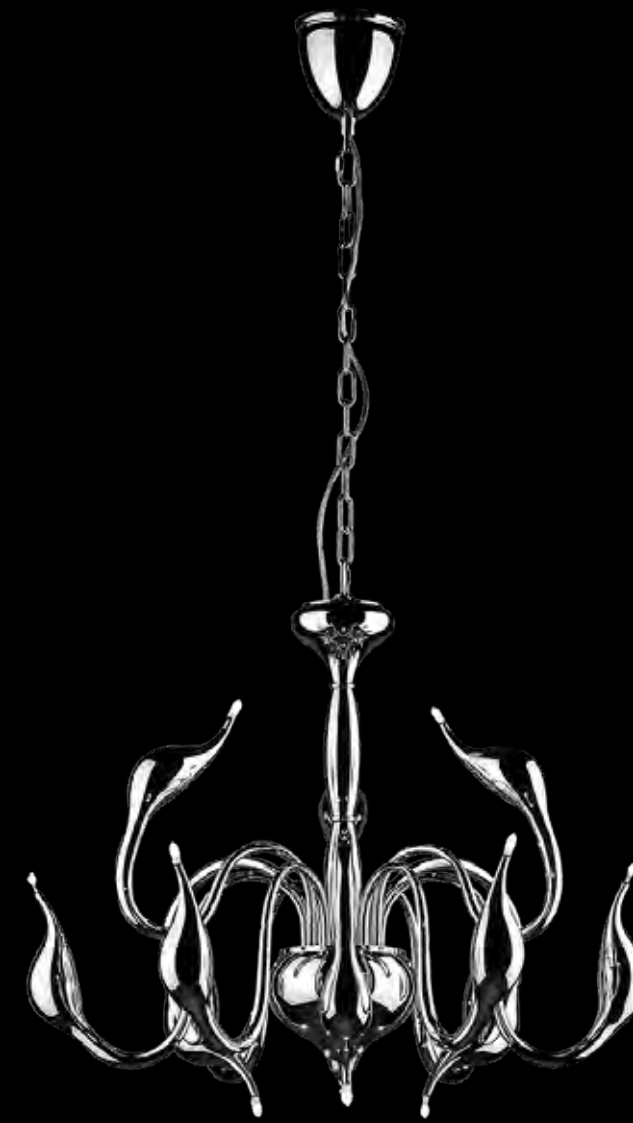
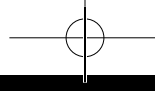
G4 24×20W
Non-dimmable
ø110×H150cm



**Swan 18Lt Pendant White
MD8098-18A WH**

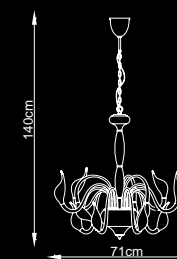
G4 18×20W
Non-dimmable
ø86×H150cm





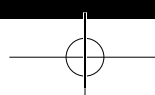
Swan 12Lt Pendant Chrome
MD8098-12A CHR

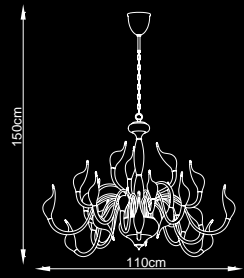
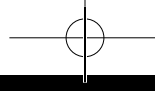
G4 12x20W
Non-dimmable
ø71xH140cm



Swan 12Lt Pendant White
MD8098-12A WH

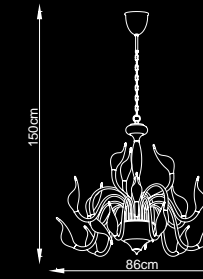
G4 12x20W
Non-dimmable
ø71xH140cm





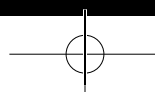
Swan 24Lt Pendant Champagne Gold
MD8098-24A CG

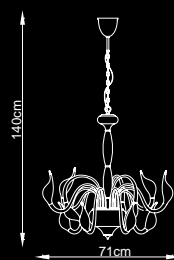
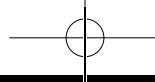
G4 24x20W
Non-dimmable
ø110xH150cm



Swan 18Lt Pendant Champagne Gold
MD8098-18A CG

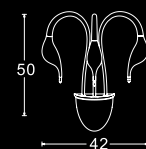
G4 18x20W
Non-dimmable
ø86xH150cm





**Swan 12Lt Pendant Champagne Gold
MD8098-12A CG**

G4 12x20W
Non-dimmable
ø71xH140cm



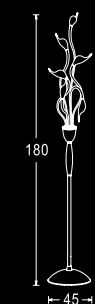

**Swan 3Lt Wall Chrome & White
MB8098-3A**

G4 3x20W
Non-dimmable
L42xH50cm



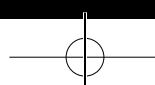
**Swan 2Lt Table Chrome & White
MT8098-2A CHR & WH**

G4 2x20W
Dimmable
ø28xH64cm



**Swan 6Lt Floor Chrome & White
ML8098-6A CHR & WH**

G4 6x20W
Dimmable
ø45xH180 cm



Swan Collection



MD8098-36A WH
Italy



MX8098-12A CHR
UK



MX8098-12A WH
UK Italy



MX8098-18A CHR
UK



MX8098-18A WH
UK Italy



MX8098-24A CHR
UK



MX8098-24A WH
UK



MD8098-24A CHR
UK



MD8098-24A WH
UK Italy



MD8098-24A CG
Italy



MT8098-2A WH
UK Italy



MB8098-3A CHR
UK



MB8098-3A WH
UK Italy



MD8098-18A CHR
UK



MD8098-18A WH
UK Italy



MD8098-18A CG
Italy



MT8098-2A CHR
UK



ML8098-6A CHR
UK



ML8098-6A WH
UK Italy



MD8098-12A CHR
UK



MD8098-12A WH
UK Italy



MD8098-12A CG
Italy



Ophelia

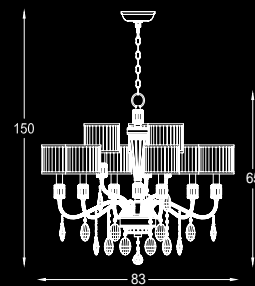
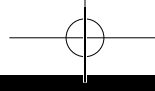
The Illuminati Ophelia collection consists of a Modern version of a classic chandelier, cut crystal, polished chrome and pleated lined shades, offering sophisticated Grandeur. The collection comprises of chandeliers, wall lights, floor and table lights.

The Ophelia constructed with many large various pieces of high quality cut crystal. Suspended by polished chrome chain, fully adjustable in height.

Ophelia

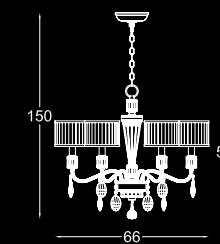
La serie Ophelia di Illuminati consiste nella rappresentazione moderna del lampadario classico che monta cristalli sfaccettati, montatura in cromo lucido e paralumi in plissé. La collezione, molto sofisticata, comprende lampadari, applique, lampade da tavolo e da terra.

La foto del lampadario Ophelia a 9 bracci, monta numerosi cristalli sfaccettati di alta qualità. Il candeliere è sospeso con una catena cromata regolabile in altezza.



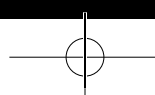
Ophelia 9Lt Pendant
MD15027053-9A

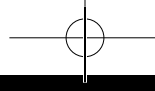
E14 9x40W (Not Included)
Dimmable
ø83xH150 cm



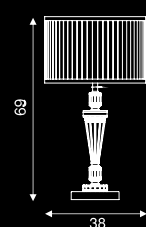
Ophelia 6Lt Pendant
MD15027053-6A

E14 6 x 40W (Not Included)
Dimmable
ø66xH150cm






Ophelia Collection



Ophelia Table
MT15027053-1A


E27 60W (Not Included)
Non-dimmable
ø38×H69cm



MD15027053-9A
UK



MD15027053-6A
UK



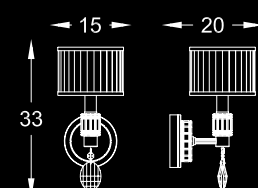
ML15027053-1A
UK



MT15027053-1A
UK

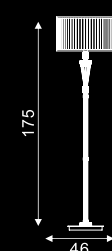


MB15027053-1A
UK



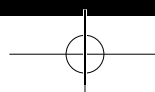
Ophelia Single Wall
MB15027053-1A

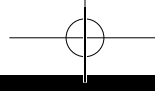
E14 40W (Not Included)
Dimmable
L20×W15×H33 cm



Ophelia Floor
ML15027053-1A

E27 60W (Not Included)
Non-dimmable
ø46×H175cm





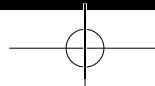
Portable Lamps & Shades

The Illuminati Portable lamp & Shade collection offers style, prestige and elegance, with substrates from Chrome with Opaque diffusers, to cut crystal, Gold, copper, and hand crafted glass.

A number of the floor and table lamp bases are available as base only, or with optional shades in 5 various colour options across 2 sizes. There are also many floor and table lamps offered as a complete, with shade or diffuser included.

La collezione di lampade da terra e da tavolo di Illuminati offre prestigio, stile ed eleganza grazie alle finiture in oro ed in rosso, paralumi, cristalli sfaccettati e vetro soffiato. In alcuni modelli di lampade da terra e da tavolo sono disponibili anche solo le basi che sono intercambiabili.


Ci sono almeno cinque varianti di colore del paralume in due misure. L'offerta è completata anche da lampade già complete di diffusore incluso.



Shades

The *Illuminati* hand made collection of Lamp shades are made in the UK. With a silk like material 5 colour options are available.

The hand made collection of Lamp shades are available in two sizes, these would suit both the floor and table lamps. These shades are also suitable to suspend from a pendant cable set from the ceiling. This black corded cable set is also available with polished chrome fittings.



Ceiling Pendant Set
MD16003116-1A



200323-T
ø30×H21cm
Table Lamp Shade Pearl



200323-F
ø45×H26cm
Table Lamp Shade Pearl



200319-T
ø30×H21cm
Table Lamp Shade Bronze



200319-F
ø45×H26cm
Table Lamp Shade Bronze



200324-T
ø30×H21cm
Table Lamp Shade Royal Blue



200324-F
ø45×H26cm
Table Lamp Shade Royal Blue



200320-T
ø30×H21cm
Table Lamp Shade Damson



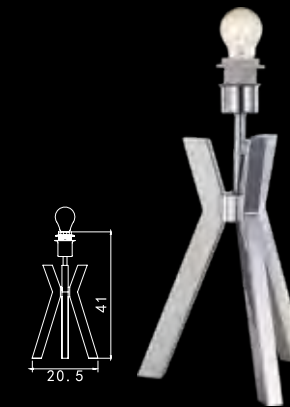
200320-F
ø45×H26cm
Table Lamp Shade Damson



200318-T
ø30×H21cm
Table Lamp Shade Black




200318-F
ø45×H26cm
Table Lamp Shade Black



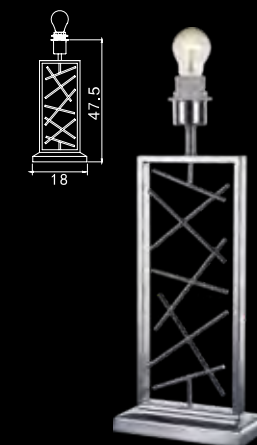
Joseph Table Lamp
MT16003025-1A

1×E27 40W (Not Included)
Non-Dimmable
ø20.5×41cm



Joseph Floor Lamp
ML16003025-1A

1×E27 40W (Not Included)
Non-Dimmable
ø46×145cm



Lucie Table Lamp
MT16003021-1A

1×E27 40W (Not Included)
Non-Dimmable
18×9×47.5cm



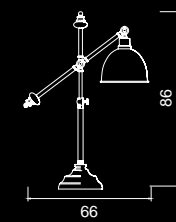
Lucie Floor Lamp
ML16003021-1A

1×E27 40W (Not Included)
Non-Dimmable
34×16.5×144.5cm

Harvey

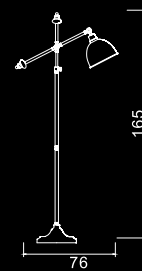

The Illuminati New Portable Collection of floor and table lamps offer style and practicality, these matching adjustable, task style floor and table lamps are finished in polished chrome.

The floor and table lamps boast 3 points of adjustability, one vertically and 2 further points to arrange the angles as desired.



Harvey Table Lamp
MT16027541-1B

LED E27/6W (Not Included)
Non-dimmable
ø66×H86cm



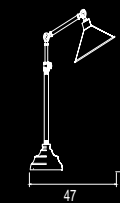
Harvey Floor Lamp
ML16027513-1B

LED E27/6W (Not Included)
Non-dimmable
ø76×H165cm

Sydney



The Illuminati New Portable Collection of floor and table lamps offer style and practicality, these matching adjustable, task style floor and table lamps are finished in polished chrome.

The floor and table lamps boast 3 points of adjustability, one vertically and 2 further points to arrange the angles as desired.



Sydney Table Lamp
MT16027541-1A

LED E27/6W (Not Included)
Non-dimmable
ø47×H69cm



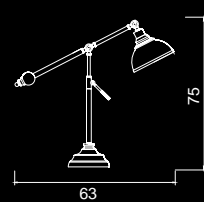

Sydney Floor Lamp
ML17027504-1A

LED E27/6W (Not Included)
Non-dimmable
ø58×H155cm

Albert

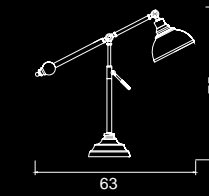
The *Illuminati New Portable Collection* of floor and table lamps offer style and practicality, these matching adjustable, task style floor and table lamps are finished in polished chrome.

The floor and table lamps boast 3 points of adjustability, one vertically and 2 further points to arrange the angles as desired.



Albert Table Lamp Chrome
MT17027510-1A CHR

LED E27/6W (Not Included)
Non-dimmable
ø63×H75cm



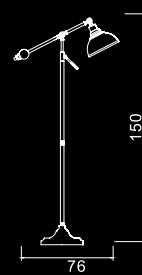
Albert Table Lamp Black & Brass
MT17027510-1A BR/BLK

LED E27/6W (Not Included)
Non-dimmable
ø63×H75cm



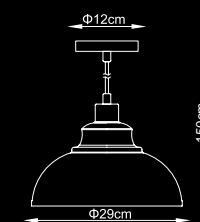
Albert Floor Lamp Black & Brass
ML16027513-1C BR/BLK

LED E27/6W (Not Included)
Non-dimmable
ø76×H150cm



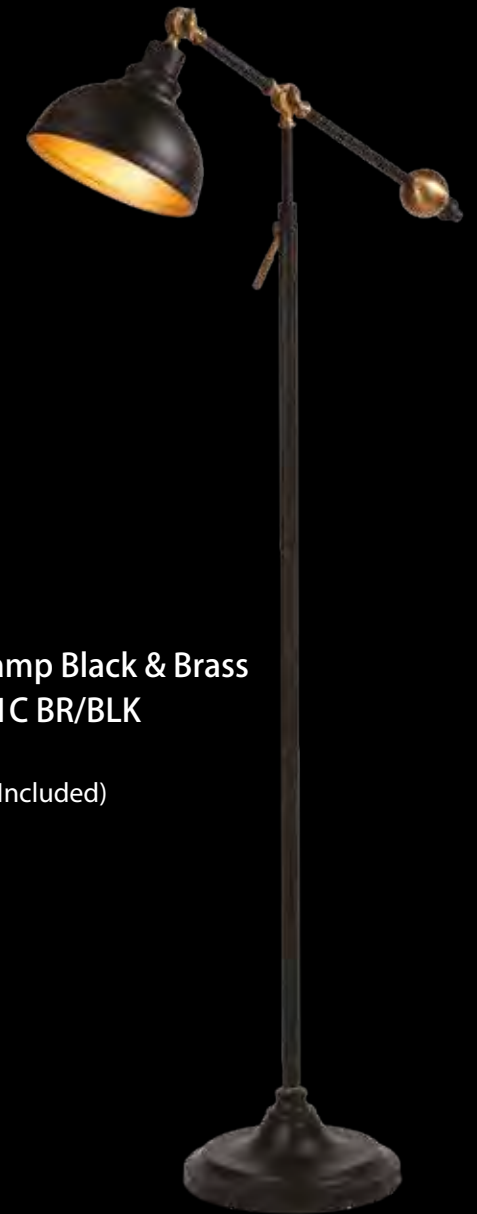
Albert Floor Lamp Chrome
ML16027513-1C CHR

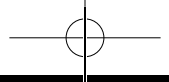
LED E27/6W (Not Included)
Non-dimmable
ø76×H150cm



Albert Pendant Black & Brass
MD1627541-1B BR/BLK

LED E27/6W (Not Included)
Dimmable
ø29×H150cm





MT13003023-2A CHR
UK



MT13003023-2A GOL
UK



MT13028079-1A MULTI
UK



MT13028079-1A CHAMP
UK



MT13002025-1A
Italy



MT17003025-3A CHR
UK



MT17003025-3A GOL
UK



MT1203216-1B
UK



MT103203-3B CHR/CLR
Italy



MT16027541-1A
UK



MT16027541-1B
UK



MT17027510-1A
UK



MT17027510-1A BR/BLK
UK



MT15027053-1A
UK



ML17003025-3A CHR
UK




ML17003025-3A GOL
UK




ML1203216-1B
UK




ML103203-3B CHR/CLR
Italy




ML17027504-1A
UK



ML16027513-1B
UK



ML16027513-1C
UK



ML16027513-1C BR/BLK
UK



ML15027053-1A
UK



MT103204-3A CHR/CLR
Italy



MT103204-1A CHR/CLR
Italy



MT1203222-1B
Italy



MT1032009-3A CHR/CLR
Italy



MT8098-2A WHI
Italy



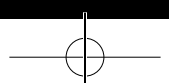
MT8098-2A CHR
UK


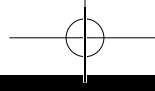


ML8098-6A WHI
Italy



ML8098-6A CHR
UK





Wall Lights

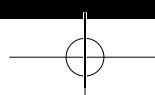
The Illuminati Wall light collections offer style, prestige and elegance, with substrates from Chrome with Opaque diffusers, to cut crystal, Gold, copper, and hand crafted glass.

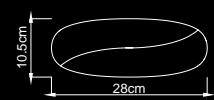
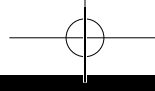
Small, medium and large wall lights, from single to double light source.

Wall

Serie di lampade da parete in lega di alluminio. Tanti i modelli e le possibilità di arredo, con la particolarità di avere dimensioni contenute e facilità di montaggio. Ideali per l'utilizzo in casa, nei corridoi, in camera, in sala, in cucina, sono di sicuro effetto se utilizzate per illuminare arredando anche dei locali tipo bar, ristorante, ma anche sale riunioni, uffici, negozi in genere.

Serie di lampade da parete in lega di alluminio e rifinite in bianco opaco.





Wall Lamp Twist White
MB15003047-2A
Matt White

LED 12W 1080LM 3000K
Non-dimmable
L28xW10.5xH9.5cm



Wall Lamp Rectangular Ribbed White
MB16006018-16A
Matt White

LED 16W 1440LM 3000K
Non-dimmable
L36xW10xH8cm



Wall Lamp Round Ribbed White
MB16006018-8B
Matt White

LED 8W 720LM 3000K
Non-dimmable
ø13.5xH8cm



Wall Lamp Oval White
MB16006018-8D
Matt White

LED 8W 720LM 3000K
Non-dimmable
L26xW11xH5cm



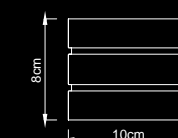

Wall Lamp Curved Rectangular White
MB16006018-8A
Matt White

LED 8W 720LM 3000K
Non-dimmable
L26xW11xH5cm



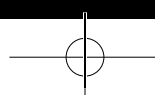
Wall Lamp Trapezium White
MB16006018-16B
Matt White

LED 16W 1440M 3000K
Non-dimmable
L41xW10xH12cm



Wall Lamp Square Ribbed White
MB16006018-8C
Matt White

LED 8W 720LM 3000K
Non-dimmable
L10W10xH8cm



Silver

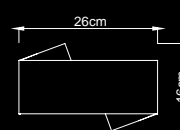

Design Itamar Harari

2 elegant wall lights finished in silver and white

Silver

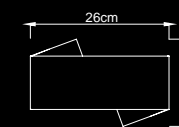
Design Itamar Harari

Questa bella lampada da parete si presenta con due finiture: bianco opaco e argento satinato. Molto luminosa e di facile applicazione, Silver si adatta perfettamente in tantissimi arredamenti moderni e di design. Che sia un corridoio, una sala, una cucina, piuttosto che un locale di tendenza come un ristorante, un bar, una sala riunioni, ecc, Silver sarà un ottimo completamento d'arredo.



Silver Wall Lamp Silver
MB16006025-1A SLV
Silver

LED 10.8W 972LM 3000K
Non-dimmable
L26xW16xH7cm



Silver Wall Lamp White
MB16006025-1A WHI
Silver

LED 10.8W 972LM 3000K
Non-dimmable
L26xW16xH7cm



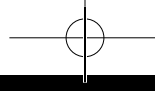
In & Out

*A collection of design led
contemporary wall lights
suitable for indoor or
outdoor use*

In & Out

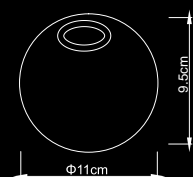
*Collezione applique
prodotte in alluminio e
diffusore in vetro, nel
colore bianco*





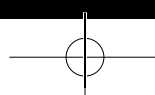
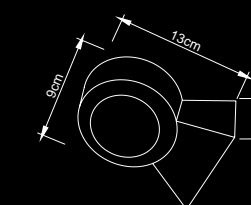
In & Out Spherical Wall Light White IP54
MB16098087-1A WHI/IP54
Matt White

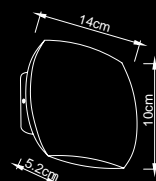
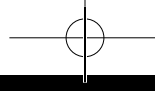
LED 10W 495LM 3000K
 Non-dimmable
 L10 x W8.5 x H10cm



In & Out Cylindrical Wall Light White IP54
MB16098072-1A WHI/IP54
Matt White

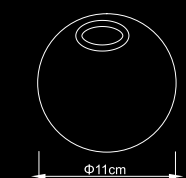
LED 10W 640LM 3000K
 Non-dimmable
 L9xW16xH8cm





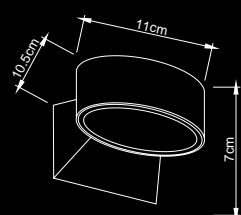
In & Out Convex Wall Light White IP54
MB16098076-1A WHI/IP54
Matt White

LED 6W 285LM 3000K
 Non-dimmable
 L14xW5.2xH10cm



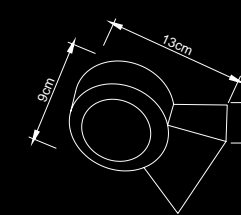

In & Out Spherical Wall Light Grey IP54
MB16098087-1A GR/IP54
Matt Grey

LED 10W 495LM 3000K
 Non-dimmable
 L10 x W8.5 x H8.5cm



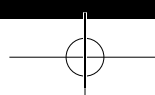
In & Out Elliptical Wall Light White IP54
MB16098089-1A WHI/IP54
Matt White

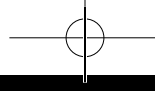
LED 6W 320LM 3000K
 Non-dimmable
 L11xW10.5xH7cm



In & Out Cylindrical Wall Light Grey IP54
MB16098072-1A GR/IP54
Matt Grey

LED 10W 640LM 3000K
 Non-dimmable
 L9xW8xH13cm





In & Out Flat Square Wall Light Black IP54
 MB18098003-1A BLK/IP54
 Matt Black

LED 10W 900LM 3000K
 Non-dimmable
 L15 x W5 x H15cm



In & Out Round Flush Wall Light Black IP54
 MB18098002-1A BLK/IP54
 Matt Black

LED 10W 900LM 3000K
 Non-dimmable
 ø17x H10cm



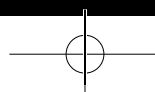
In & Out Flat Round Wall Light Black IP54
 MB18098004-1A BLK/IP54
 Matt Black


LED 10W 900LM 3000K
 Non-dimmable
 ø15xH5cm



In & Out Tubular Wall Light Black IP54
 MB16098073-1A BLK/IP54
 Matt Black

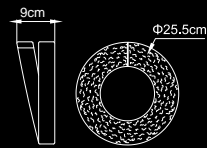
LED 10W 900LM 3000K
 Non-dimmable
 L10.5xW10.5xH20cm





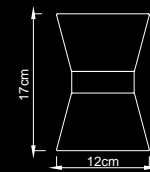
Infinity Wall
MB14002029-3A

LED 21W 694.7LM 3000K
Non-dimmable
Φ31.5×H9.8cm



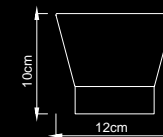
Road 1Lt Wall
MB16033018-1A

LED 12W 1080LM 3000K
Non-Dimmable
ø 25 x H9cm



Diamond Double Wall Light IP44
MB13003031-2A

LED 4.8W 480LM 3000K
Non-dimmable
L12.6 × W12 × H17cm



Diamond Single Wall Light IP44
MB13003031-1A

LED 2.4W 240LM 3000K
Non-dimmable
L12 × W11.6 × H10cm



Aura Double Wall Light IP44
MB15032002-2B

LED 6.7W 720LM 3000K
Non-dimmable
L14.5×W7×H31.5cm



Aura Single Wall Light IP44
MB15032002-1B

LED 3.2W 360LM 3000K
Non-dimmable
L18.8×W7×H13cm

Wall Light Collection



MB17003025-2A CHR UK



MB17003025-2A GOL UK



MB17003025-1A CHR UK



MB17003025-1A GOL UK



MB13003023-1A CHR Italy



MB13003023-1A GOL Italy



MB15030039-1A UK



MB15030009-1A CHR UK



MB13028079-1A MULTI UK



MB13028079-1A CHAMP UK



MB15032002-1B UK



MB15032002-2B UK



MB13003031-2A UK



MB13003031-1A UK



MB14009016-1A Italy



MB14003057-1A CPR UK



MB14003057-1A CHR Italy



MB14003057-2A CHR Italy



MB15003012-1A IP44 UK



MB15027053-1A UK



MB16033018-1A Italy



MB17012002-1A SN/GRY Italy



MB17012002-1A SN/GRY Italy



MB17012002-1A BS/CLR Italy



MB17033012-1C WH Italy



MB17033012-1C SN Italy



MB17033012-1C SN Italy



MB17033012-1C SN Italy



MB14002029-3A UK



MB8098-3A WHI UK



MB8098-3A CHR UK



MB17030081-2A 4000k Italy



MB17030081-2A 3000k Italy



MB17030081-3A 4000k Italy



MB17030081-3A 3000k Italy



MB103203-3B CHR/CLR UK



MB18162246-1A SN UK



MB18162246-1A LAB UK



MB16003093-1E Italy



MB16003093-1B Italy



MB16006018-8C Italy



MB16006018-8B Italy



MB16006018-16A Italy



MB15003047-2A Italy



MB16006018-8D Italy



MB16006018-16B Italy



MB16006018-8A Italy



MB1600625-1A WHI Italy



MB1600625-1A SLV Italy



MB16098087-1A WHI Italy




MB16098076-1A WHI Italy



MB16098072-1A WHI Italy



MB16098072-1A GRY Italy



MB16098087-1A GRY Italy



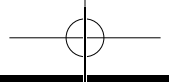
MB18098004-1A BLK Italy



MB18098003-1A BLK Italy



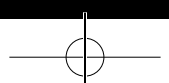
MB16098073-1A BLK Italy



IP44 Bathroom

The Illuminati Bathroom lighting collection offers style, prestige and elegance, with substrates from Chrome with Opaque diffusers, to crystal, Gold, copper, and hand crafted glass.

The collection offers pieces for ceiling and wall mount.



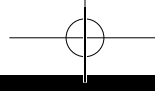


Bespoke and Projects

Illuminati offers a Bespoke and projects service. This ranges from individual modified illuminati pieces, completely bespoke designed pieces and large contract volume requirements, to statement Hotel lobby commissions.

This service includes the design and development service, through to manufacture and delivery.

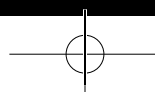


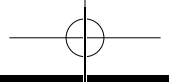


378



379





MD1102748-64B



MD1102748-64A



MD1102748-25B



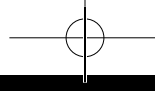
MD1102748-18B



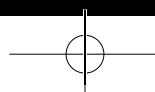

MD1102748-24B

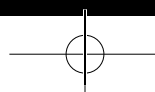
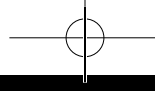


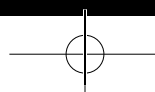

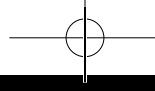
MD1102748-35B

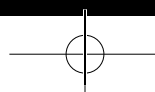
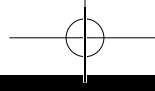


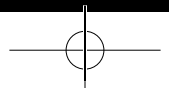
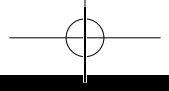
MD1202708-68A

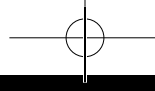












MD15027304-8A



MD15027304-12A



MD15027304-24A



MD15027304-3A



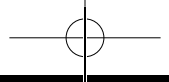
MD15027304-21A



MD15027304-15A



MD15027304-6A



MD15027304-248



MD15027304-6B



MD15027304-21B



MD15027304-8B



MB15027304-2B



MD15027304-3B



MD15027304-12B



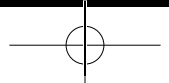
MD15027304-15B

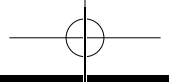


MD15027304-8C



MD15027304-10A





MD15027317-12A



MB15027317-1A



MD15027317-6A



MD15027317-4A



MD15027317-5A



MD15027317-8A



MD15027317-15A



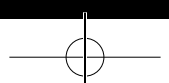
MB15027317-2A

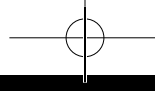


MX15027317-3A



MX15027317-2A

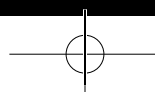


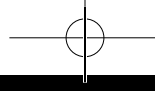


398



399





400



401

